

How to open a term deposit online

This guide will show you how to open a new term deposit online. It covers choosing the term, selecting the amount to invest – and how you’d like the interest to be paid.

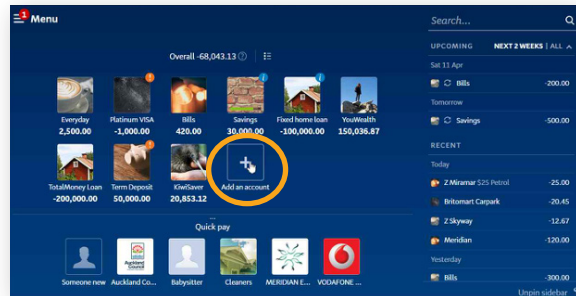
To get started, you need to be registered for personal Internet Banking. If you’re not, don’t worry, it’s easy to get set up, and we have a [supporting guide](#) if you need it. Register at [bnz.co.nz](https://www.bnz.co.nz)

This guide is solely for information purposes and is not intended to be financial advice. If you need help, please contact BNZ or your financial adviser.



Step 1. Log in to Internet Banking.

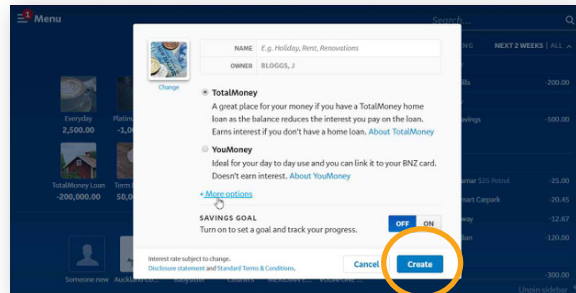
Select **Add an account**.



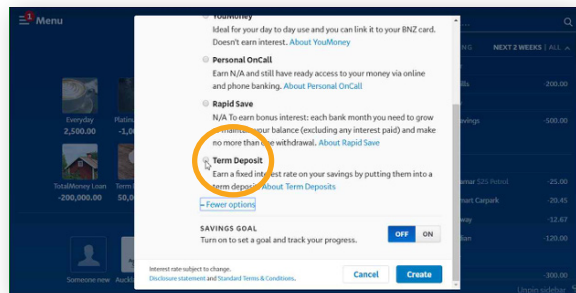
Step 2. Here’s where you choose the type of account type you’ll open.

If you see **Term Deposits**, click on it.

If you can’t see **Term Deposits**, click on **More options**.

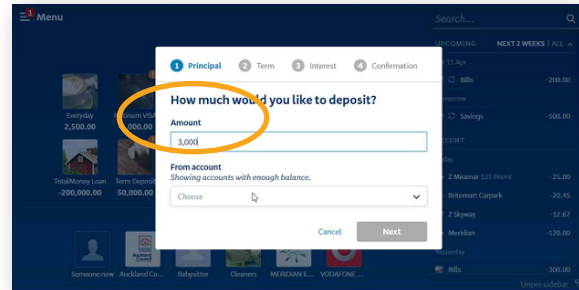


Step 3. Select **Term Deposit** and click **Create**.

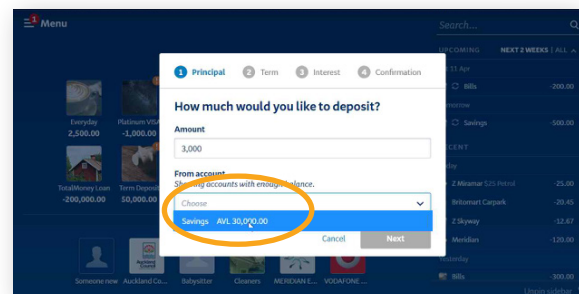


Step 4. Next, decide how much you'd like to invest in this term deposit.

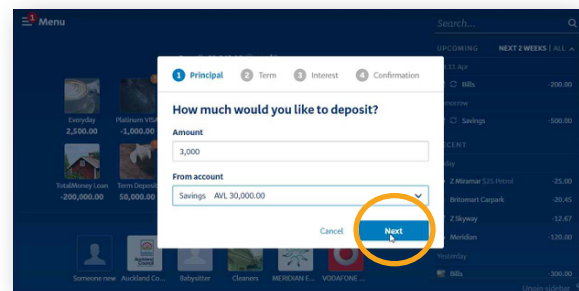
Enter the **amount** you'd like to invest.



Step 5. Next, select the account you'd like the money to come from.



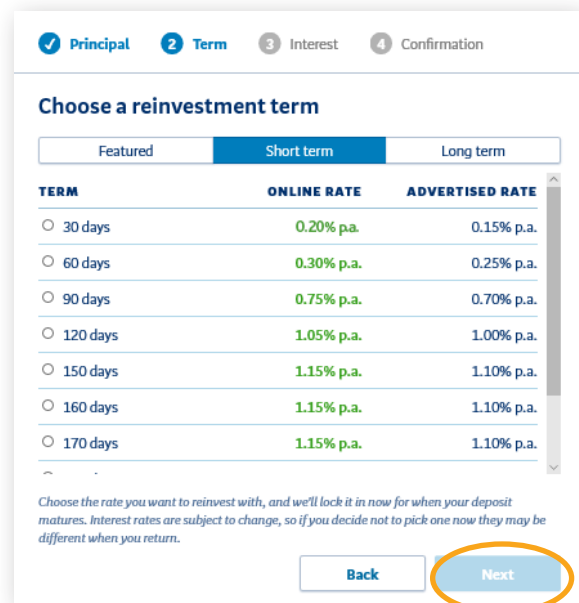
Step 6. Now click **Next**.



Step 7. Choose the term for your new term deposit.

Now click **Next**.

Special online term deposit rates are available on selected terms, to personal* customers who are individuals or joints, via Internet Banking.

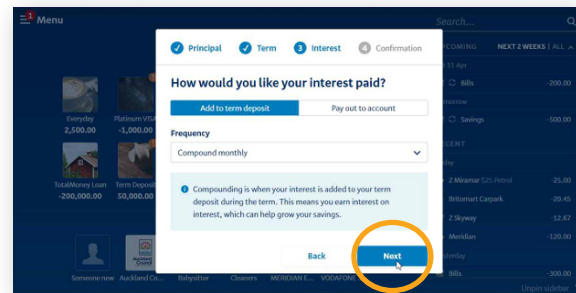


The interest rates shown in this guide are for illustration only and may differ from the current term deposit interest rates on offer. For our list of current term deposit interest rates, visit bnz.co.nz/personal-banking/investments/rates and for our current list of Online Rates log into Internet Banking. Special online rates are not available for all terms.

*individual and joint account owners only.

Step 8. Choose how you'd like the interest to be paid, and the frequency.

Then click **Next**.



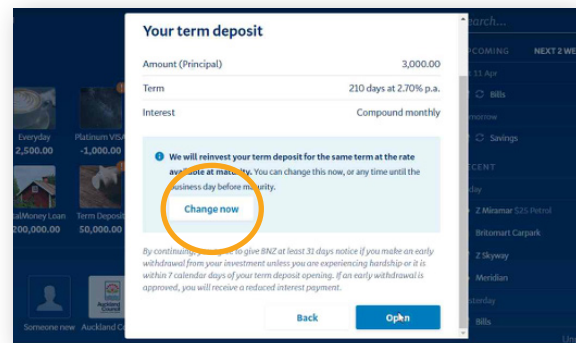
Step 9. Check the confirmation screen to ensure all the details are correct.

If you need to change what happens at maturity for this term deposit, click **Change now**.

If you need to change any of your term deposit details, click **Back**.

If everything's okay, click **Open**.

Congratulations, you've just opened a new term deposit account.



Eligibility criteria, [terms and conditions](#) for term deposits apply. [Internet Banking terms and conditions](#) apply. Mobile coverage and data required to access the BNZ online banking services and the BNZ app. All payments are processed on business days only.