

BNZ KiwiSaver Scheme

Growth Fund



Quarterly Disclosure Statement for 11 February 2013 – 31 December 2013

What is the purpose of this statement?

This statement provides key information about the BNZ KiwiSaver Scheme Growth Fund. It tells you how the fund has performed and what fees it charged, and will help you to compare it with other funds. We prepared this statement in accordance with the KiwiSaver (Periodic Disclosure) Regulations 2013. This information is not audited and may be updated.

Description of the fund

The Growth Fund may suit you if you have a long term investment timeframe and are prepared to accept a high level of investment risk to achieve the potential of higher investment returns over the long term.

The Growth Fund invests mostly in growth assets (shares).

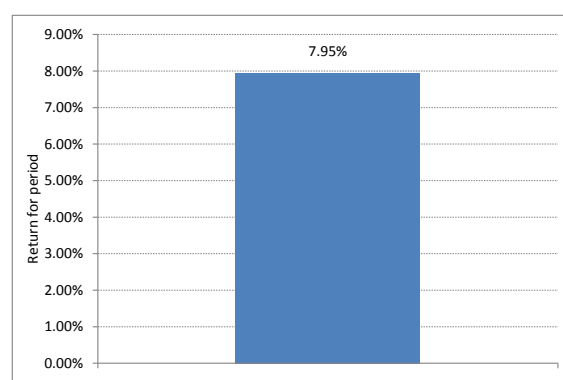
Total value of the fund	\$20,962,078
Number of members in the fund	6,095
Date the fund started	11 February 2013

How has the fund performed?

	Past period (11 February to 31 December 2013)
Return¹ (after deductions for fund fees and tax ²)	7.95%

How has the fund performed in the past?

The fund has not been in existence for a full tax year. Therefore the graph shows only the return since the fund started³. It's important to note that this doesn't tell you how the fund will perform in the future.



What fees were members charged?

The returns above are after deductions for **fund fees⁴**. These fees were last totalled up for the four week period 2 March 2013 to 31 March 2013⁵ and were:

Total fund fees⁶	0.06% of members' investments
<i>Which are made up of:</i>	
Annual management fee	0.06%
Performance-based fees	0.00%
Other fees and costs	0.00%

Members were also charged **membership fees⁷** of **\$4** over the two month period 11 February 2013 to 31 March 2013⁸.


Example of how this applies to a member

John had \$10,000 in the fund at the start of the period commencing 11 February 2013 and didn't make any further contributions. At the end of the period, John received a return after fund fees and tax were deducted of \$795 (that's 7.95% of his initial \$10,000). John also paid \$4 in membership fees. This gives John a total return of \$791 for the period⁹.

What does the fund invest in?

Actual investment mix

This shows the types of assets the fund invests in.



Target investment mix

This shows the mix of assets that the fund generally intends to invest in.

Cash and cash equivalents	5.00%
New Zealand fixed interest	5.00%
International fixed interest	20.00%
Australasian equities	17.50%
International equities	52.50%
Listed property	0.00%
Unlisted property	0.00%
Other	0.00%

Top 10 investments

	Name	Percentage of fund net assets	Type	Country	Credit rating (if applicable)
1	BNZ Treasury call account	3.81%	Cash and cash equivalents	New Zealand	AA-
2	Fletcher Building Ltd	2.37%	Australasian equities	New Zealand	
3	Telecom Corporation of NZ Ltd	1.43%	Australasian equities	New Zealand	
4	Fisher & Paykel Healthcare Ltd	1.18%	Australasian equities	New Zealand	
5	Cash deposit (BNZ Bank)	0.99%	Cash and cash equivalents	New Zealand	AA-
6	Auckland International Airport Ltd	0.96%	Australasian equities	New Zealand	
7	New Zealand Government Bond 6% 15/12/2017	0.96%	New Zealand fixed interest	New Zealand	AA+
8	Mainfreight Ltd	0.92%	Australasian equities	New Zealand	
9	Contact Energy Ltd	0.85%	Australasian equities	New Zealand	
10	Cash deposit (BNZ Bank)	0.81%	Cash and cash equivalents	New Zealand	AA-

The top 10 investments make up 14.28% of the fund.

Key personnel

This shows the directors and employees who have the most influence on the investment decisions of the fund.

Name	Current position	Time in current position	Previous or other position	Time in previous or other position
Phil Hoffman	Global Equity Portfolio Manager, Russell Investments	9 years, 7 months	Head of Global Equity Research, Russell Investments	3 years, 9 months
Albert Jalso	Global Bond Portfolio Manager, Russell Investments	2 years, 5 months	Global Bond Portfolio Manager, Russell Investments	1 year, 10 months
Jeff Hussey (new)	Global Chief Investment Officer, Russell Investments	3 months	Chief Investment Officer of Fixed Income, Russell Investments	5 years, 0 months
James McSkimming	Head of Equity Research Australia/New Zealand, Russell Investments	3 years, 7 months	Research Analyst, Russell Investments	6 years, 5 months
Robert Moore	Research Analyst - Fixed Income Australasia, Russell Investments	3 years, 0 months	Director – Strategic Risk Group, Westpac Institutional Bank	1 year, 2 months

Further information

Information about conflicts of interest

There have not been changes to the nature, or increases in the scale of, the fund's related-party transactions compared with the last quarter. See the BNZ KiwiSaver Scheme annual financial statements for more information about the scheme's related party transactions¹⁰.

Changes to valuation methods

There have not been changes to the fund's valuation methods in the past three months.

Electronic disclosure of this information

Most of the information contained in this statement, including some additional information, is available in a spreadsheet at: bnz.co.nz/datafiles

Contact details

Tel: 0800 269 5494

Website: bnz.co.nz/kiwisaver

Investment Statement: bnz.co.nz/investmentstatement

Notes

- ¹ The date the fund started was 11 February 2013. This means that the **Return** is for the period 11 February 2013 to 31 December 2013. It does not represent a twelve month return.
- ² Returns in this statement are after tax at the highest prescribed investor rate (PIR) of tax for an individual New Zealand resident. Your tax rate may be lower.
- ³ The date the fund started was 11 February 2013. This means that the **Return** is for the period 11 February 2013 to 31 December 2013. It does not represent a twelve month return.
- ⁴ **Fund fees** are fees charged as a percentage of a member's interest in the fund (i.e. as a percentage of their KiwiSaver account balance).
- ⁵ The date the fund started was 11 February 2013. The fund started charging the **Annual management fee** on 2 March 2013. The **Total fund fees** shown reflect the actual fees charged between 2 March 2013 and 31 March 2013.


⁶ The basis for calculating **Total fund fees** for the purposes of this disclosure statement is materially different to how **Total fund fees** are charged in the fund. The **fund fees** disclosed are based on the fees charged in the period 2 March 2013 to 31 March 2013 and the month end net asset values on 28 February 2013 and 31 March 2013. The fund's actual **annual management fee** is charged at 1.10% per annum of the average daily Gross Asset Value.

⁷ **Membership fees** are the fixed dollar charges for membership in the KiwiSaver scheme.

⁸ **Membership fees** in the BNZ KiwiSaver Scheme are \$2 per member per month and are charged proportionately where a member invests in more than one BNZ KiwiSaver Scheme fund. The BNZ KiwiSaver Scheme started charging **Membership fees** on 11 February 2013. The **Membership fees** shown reflect the actual fees charged between 11 February 2013 and 31 March 2013.

⁹ The fund started on 11 February 2013. The return in this example is based on the **Return** calculated for the period 11 February 2013 to 31 December 2013 and the **Membership fees** charged in the period 11 February 2013 to 31 March 2013.

¹⁰ The first annual financial statements for the BNZ KiwiSaver Scheme will be issued for the period ended 31 March 2014. These are expected to be publicly available by August 2014.



Manager's Certificate

This disclosure statement has been prepared for the purposes of the KiwiSaver (Periodic Disclosure) Regulations 2013 ("the Regulations") by BNZ Investment Services Limited, as Manager of the BNZ KiwiSaver Scheme.

To the best of BNZ Investment Services Limited's knowledge, after making reasonable inquiry, all information required by the Regulations has been disclosed in accordance with the Regulations and the information presented is accurate.

This disclosure statement does not contain any matter that is likely to deceive or mislead with regard to any particular that would be material to an offer of an interest in the BNZ KiwiSaver Scheme.

Signed by BNZ Investment Services Limited

A handwritten signature in blue ink, appearing to read 'Chris Reid', written over a light blue horizontal line.

Christopher Harril Reid
Director

A handwritten signature in blue ink, appearing to read 'Nicolette Lisa Fowler', written over a light blue horizontal line.

Nicolette Lisa Fowler
Director

Date: 5 February 2014