

BNZ KIWISAVER SCHEME

Moderate Fund



Fund Update

For quarter ending 31 December 2018

This Fund Update was first made publicly available on 25 January 2019.

What is the purpose of this update?

This document tells you how the Moderate Fund (Fund) has performed and what fees were charged. The document will help you to compare the Fund with other funds. BNZ Investment Services Limited prepared this update in accordance with the Financial Markets Conduct Act 2013. This information is not audited and may be updated.

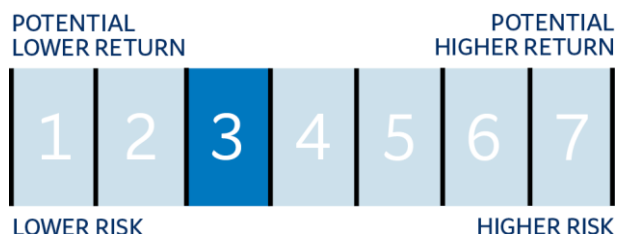
Description of this Fund

The Moderate Fund invests in income assets which have lower levels of risks and returns. It also has a small allocation to growth assets which have higher risks and returns. It aims to achieve moderate returns over the medium term.

Total value of the Fund	\$393,708,198.40
Number of investors in the Fund	31,994
Date the Fund started	11 February 2013

What are the risks of investing?

Risk indicator for the Moderate Fund



The risk indicator is rated from 1 (low) to 7 (high). The rating reflects how much the value of the Fund's assets goes up and down (volatility). A higher risk generally means higher potential returns over time, but more ups and downs along the way.

To help you clarify your own attitude to risk, you can seek financial advice or work out your risk profile at bnz.co.nz/whatfund. Note that

even the lowest category does not mean a risk-free investment, and there are other risks that are not captured by this rating.

This risk indicator is not a guarantee of a fund's future performance. The risk indicator is based on the returns data for 31 December 2013 to 31 December 2018. While risk indicators are usually relatively stable, they do shift from time to time. The risk indicator will continue to be updated in future Fund Updates.

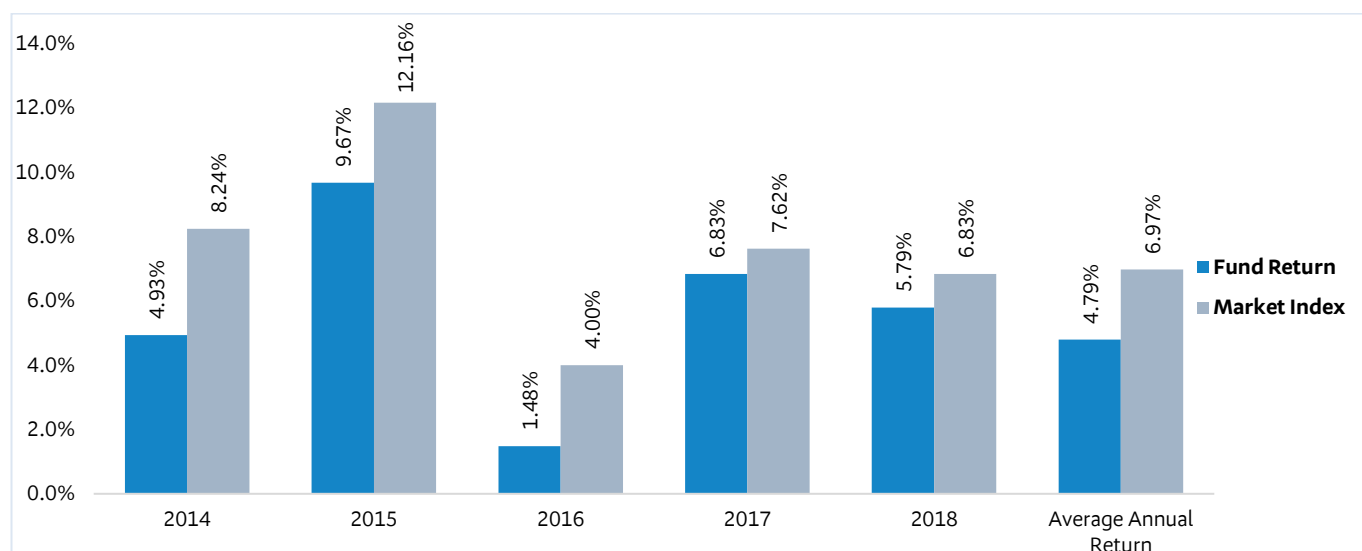
See the BNZ KiwiSaver Scheme Product Disclosure Statement (PDS) for more information about the risks associated with investing in this Fund.

How has the Fund performed?

	Average over past 5 years	Past year
Annual return (after deductions for charges and tax)	4.95%	-0.51%
Annual return (after deductions for charges but before tax)	6.19%	0.15%
Market index annual return (reflects no deductions for charges and tax)	6.80%	0.96%

The market index (benchmark) return is based on a composite index made up of related market indices that represent the target investment mix (including currency hedging where relevant). Additional information can be located in the 'Market Indices' document available on the Scheme's Disclose Register entry at disclose-register.companiesoffice.govt.nz

Annual return graph



The graph shows the return after Fund charges and tax for each year ending 31 March since the Fund started. The last bar shows the average annual return since the Fund started, up to 31 December 2018.

Important: This does not tell you how the Fund will perform in the future.

Returns in this update are after tax at the highest prescribed investor rate (PIR) of tax for an individual New Zealand resident. Your tax may be lower.

Market index returns do not include Fund charges or deductions for tax.

Investors are charged member fees of \$1.95 per month (\$23.40 p.a.). No GST is currently payable on BNZ KiwiSaver Scheme charges above.

Investors may also be charged individual action fees for specific actions or decisions (for example, for withdrawing from or switching funds). Investors are not currently charged individual actions fees.

See the BNZ KiwiSaver Scheme PDS for more information about these fees. This can be accessed from the Disclose Register at disclose-register.companiesoffice.govt.nz

Small differences in fees and charges can have a big impact on your investment over the long term.

What fees are investors charged?

Investors in the Moderate Fund are charged Fund charges. In the year to 31 March 2018 these were (excluding GST):

	% of net asset value
Total fund charges	0.90%
<i>Which are made up of:</i>	
Total management and administration charges	0.90%
<i>Including:</i>	
Manager's basic fee	0.90%
Other management and administration charges	0.00%
Total performance-based fees	0.00%
Other charges	Dollar amount per investor
Member fees ¹	\$23.40 p.a.

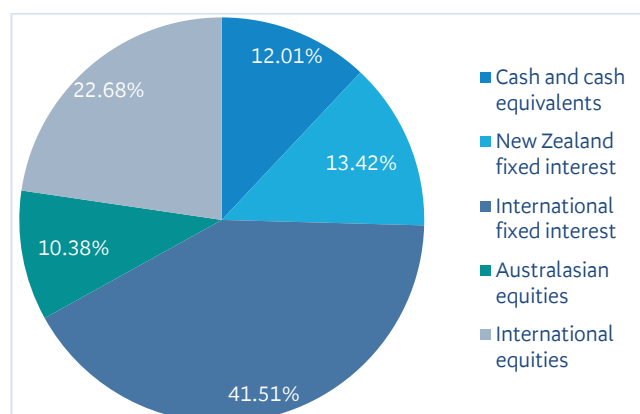
Example of how this applies to an investor

John had \$10,000 in the Fund at the start of the year and did not make any further contributions. At the end of the year, John incurred a loss after Fund charges were deducted of \$51.00 (that is -0.51% of his initial \$10,000). John also paid \$23.40 in other charges. This gives John a total loss of \$74.40 for the year.

What does the Fund invest in?

This shows the types of assets the Fund invests in.

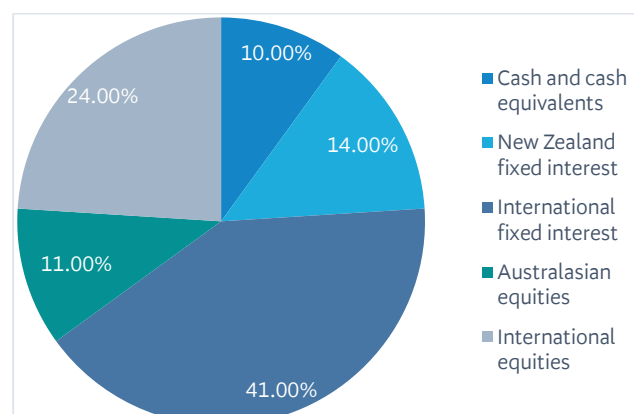
Actual investment mix*



* The percentage of cash and cash equivalents in this graph may differ to those stated in the Top 10 investments table as they can include operating and fund accruals.

This shows the mix of assets the Fund generally intends to invest in.

Target investment mix



Currency hedging

Currency hedging may be used to mitigate the impact of currency movements on investments in foreign securities. As at 31 December 2018, currency hedging is as follows:

- International fixed interest – 100% hedged to NZD
- International equities – 40% hedged to NZD (target 50%)
- Australian equities within the Australasian equity investment mix – 42% hedged to NZD (range between 0 - 100%)

Top 10 investments

	Name	% of fund net assets	Type	Country	Credit rating (if applicable)
1	Russell Global Bond Fund	41.51%	International fixed interest	Australia	
2	Nikko AM Wholesale NZ Cash Fund Two	11.72%	Cash and cash equivalents	New Zealand	
3	AMP Capital NZ Fixed Interest Fund	6.73%	New Zealand fixed interest	New Zealand	
4	Harbour NZ Core Fixed Interest Fund	6.69%	New Zealand fixed interest	New Zealand	
5	Mint Core Equities Fund	5.33%	Australasian equities	New Zealand	
6	Nikko AM Wholesale Core Equity Fund	5.05%	Australasian equities	New Zealand	
7	Nestle	0.45%	International equities	Switzerland	
8	Alphabet	0.45%	International equities	United States	
9	Visa	0.37%	International equities	United States	
10	NZD Cash Deposit (BNZ Bank)	0.35%	Cash and cash equivalents	New Zealand	AA-

The top 10 investments make up 78.65% of the net asset value of the Fund.

Key personnel

This shows the directors and employees who have the most influence on the investment decisions of the Fund.

Name	Current position	Time in current position	Previous or other position	Time in previous position
Richard Morath	Director, BNZ Investment Services Limited	5 years, 6 months	Non-Executive Director, BNZ Life Insurance Limited (current position)	15 years, 1 months
Xiaohui Zang	Director, BNZ Investment Services Limited	0 years, 10 months	Financial Controller, BNZ (current position)	1 year, 6 months
Peter Forster [New]	Director, BNZ Investment Services Limited	0 years, 1 month	General Manager Wealth, BNZ (current position)	0 years, 4 months

Further information

You can also obtain this information, the PDS for BNZ KiwiSaver Scheme, and some additional information from the offer register at disclose-register.companiesoffice.govt.nz.

Contact details

If you have any questions about this Fund, call us on 0800 269 5494 or visit our website at bnz.co.nz/kiwisaver.

Notes

1. Member fees in the BNZ KiwiSaver Scheme are \$1.95 per member per month and are charged proportionately across funds where a member invests in more than one BNZ KiwiSaver Scheme fund.