

# BNZ KIWISAVER SCHEME

## Balanced Fund



## Fund Update

### For quarter ending 31 December 2019

This Fund Update was first made publicly available on 24 January 2020.

#### What is the purpose of this update?

This document tells you how the Balanced Fund (Fund) has performed and what fees were charged. The document will help you to compare the Fund with other funds. BNZ Investment Services Limited prepared this update in accordance with the Financial Markets Conduct Act 2013. This information is not audited and may be updated.

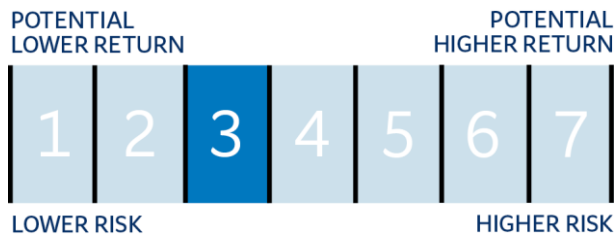
#### Description of this Fund

The Balanced Fund invests similar amounts in income assets which generally have lower levels of risk and return and growth assets which generally have higher levels of risk with the potential for higher returns. It aims to achieve a medium level of return over the medium to long term.

|                                 |                  |
|---------------------------------|------------------|
| Total value of the Fund         | \$479,527,828.10 |
| Number of investors in the Fund | 29,422           |
| Date the Fund started           | 11 February 2013 |

#### What are the risks of investing?

##### Risk indicator for the Balanced Fund



The risk indicator is rated from 1 (low) to 7 (high). The rating reflects how much the value of the Fund's assets goes up and down (volatility). A higher risk generally means higher potential returns over time, but more ups and downs along the way.

To help you clarify your own attitude to risk, you can seek financial advice or work out your risk profile at [bnz.co.nz/whatfund](http://bnz.co.nz/whatfund). Note that

even the lowest category does not mean a risk-free investment, and there are other risks that are not captured by this rating.

This risk indicator is not a guarantee of a fund's future performance. The risk indicator is based on the returns data for 31 December 2014 to 31 December 2019. While risk indicators are usually relatively stable, they do shift from time to time. The risk indicator will continue to be updated in future Fund Updates.

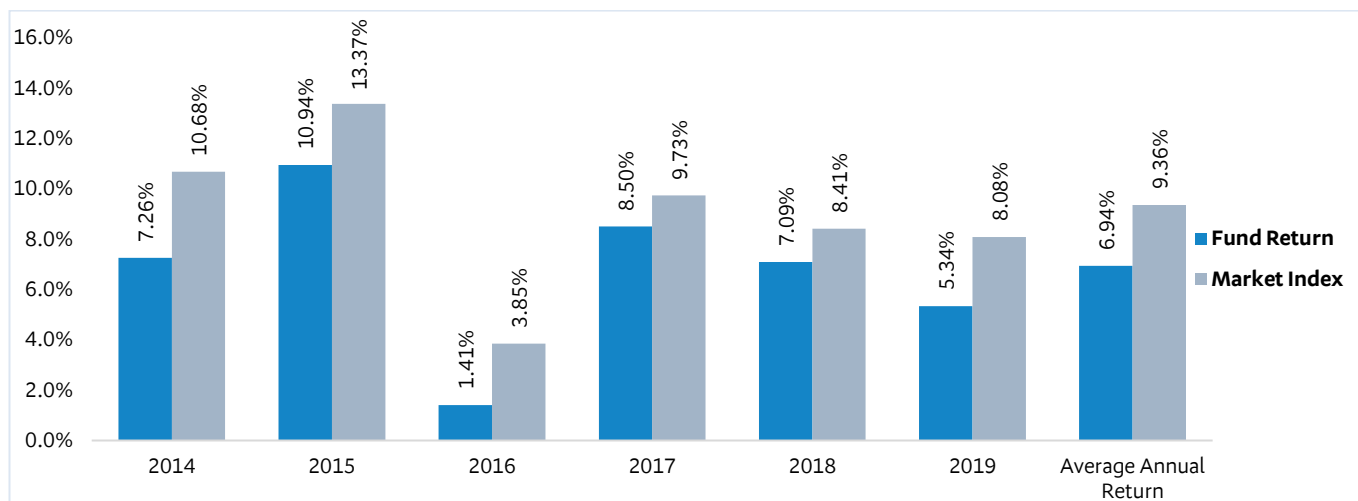
See the BNZ KiwiSaver Scheme Product Disclosure Statement (PDS) for more information about the risks associated with investing in this Fund.

#### How has the Fund performed?

|   | Average over past 5 years | Past year |
|---|---------------------------|-----------|
| Annual return (after deductions for charges and tax)                    | 6.71%                     | 14.10%    |
| Annual return (after deductions for charges but before tax)             | 7.84%                     | 15.61%    |
| Market index annual return (reflects no deductions for charges and tax) | 8.62%                     | 16.94%    |

The market index (benchmark) return is based on a composite index made up of related market indices that represent the target investment mix (including currency hedging where relevant). Additional information can be located in the 'Statement of Investment Policy and Objectives' document available on the Scheme's Disclose Register entry at [companiesoffice.govt.nz/disclose](http://companiesoffice.govt.nz/disclose)

## Annual return graph



The graph shows the return after Fund charges and tax for each year ending 31 March since the Fund started. The last bar shows the average annual return since the Fund started, up to 31 December 2019.

**Important:** This does not tell you how the Fund will perform in the future.

Returns in this update are after tax at the highest prescribed investor rate (PIR) of tax for an individual New Zealand resident. Your tax may be lower.

Market index returns do not include Fund charges or deductions for tax.

\* The total management and administration fee for the Fund was reduced to 0.58% effective 13 May 2019. As a result, the total fund charges for the Fund for the year to 31 March 2020 are expected to be up to 42% lower.

See the BNZ KiwiSaver Scheme PDS for more information about these fees. This can be accessed from the Disclose Register at [companiesoffice.govt.nz/disclose](http://companiesoffice.govt.nz/disclose)

Small differences in fees and charges can have a big impact on your investment over the long term.

## What fees are investors charged?

Investors in the Balanced Fund are charged Fund charges. In the year to 31 March 2019 these were (excluding GST):

|  | % of net asset value       |
|--|----------------------------|
| <b>Total fund charges*</b>                         | <b>1.00%</b>               |
| <i>Which are made up of:</i>                       |                            |
| <b>Total management and administration charges</b> | <b>1.00%</b>               |
| <i>Including:</i>                                  |                            |
| Manager’s basic fee                                | 1.00%                      |
| Other management and administration charges        | 0.00%                      |
| <b>Total performance-based fees</b>                | <b>0.00%</b>               |
| <br>   |                            |
| Other charges                                      | Dollar amount per investor |
| Member fees <sup>1</sup>                           | \$23.40 p.a.               |

## Example of how this applies to an investor

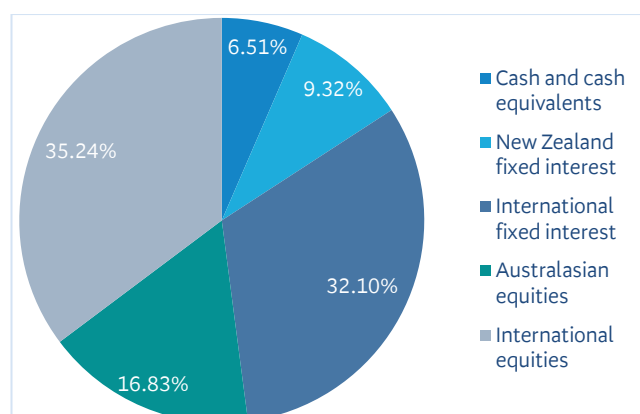
John had \$10,000 in the Fund at the start of the year and did not make any further contributions. At the end of the year, John received a return after Fund charges were deducted of \$1,410.00 (that is 14.10% of his initial \$10,000). John also paid \$9.75 in other charges. This gives John a total return of \$1,400.25 for the year.

Investors are charged member fees of \$1.95 per month (\$23.40 p.a.). No GST is currently payable on BNZ KiwiSaver Scheme charges above.

## What does the Fund invest in?

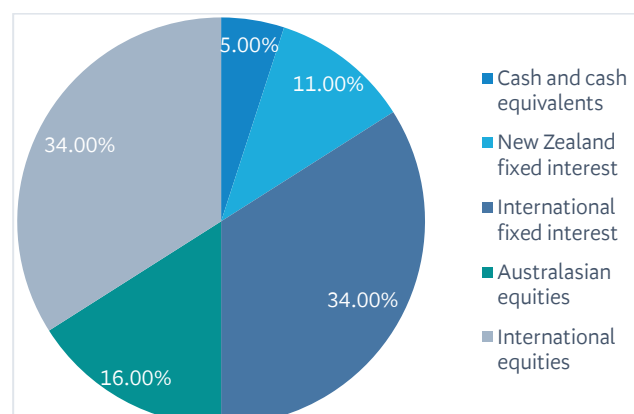
This shows the types of assets the Fund invests in.

### Actual investment mix<sup>2</sup>



This shows the mix of assets the Fund generally intends to invest in.

### Target investment mix



## Currency hedging

Currency hedging may be used to mitigate the impact of currency movements on investments in foreign securities. As at the date of this Fund Update, the Manager applies the following currency hedging ratios:

- 100% of the fund's international fixed interest exposure
- 40% of fund's international equities exposure
- 100% of the fund's Australian equities exposure

The Statement of Investment Policy and Objectives (SIPO) sets out the policy for our currency hedging strategy in Section 5 and is available on the Scheme's Disclose Register entry at [companiesoffice.govt.nz/disclose](https://companiesoffice.govt.nz/disclose)

## Top 10 investments<sup>3</sup>

|    | Name                                     | % of fund net assets | Type                      | Country       | Credit rating (if applicable) |
|----|--|----------------------|---------------------------|---------------|-------------------------------|
| 1  | THE A2 MILK COMPANY LIMITED              | 1.84%                | Australasian Equities     | NEW ZEALAND   |                               |
| 2  | FISHER & PAYKEL HEALTHCARE CORPORATION L | 1.48%                | Australasian Equities     | NEW ZEALAND   |                               |
| 3  | SPARK NEW ZEALAND LIMITED                | 1.42%                | Australasian Equities     | NEW ZEALAND   |                               |
| 4  | CONTACT ENERGY LIMITED                   | 1.13%                | Australasian Equities     | NEW ZEALAND   |                               |
| 5  | MERIDIAN ENERGY LT NPV                   | 1.00%                | Australasian Equities     | NEW ZEALAND   |                               |
| 6  | APPLE INC                                | 0.92%                | International Equities    | UNITED STATES |                               |
| 7  | AUCKLAND INTERNATIONAL AIRPORT LTD       | 0.91%                | Australasian Equities     | NEW ZEALAND   |                               |
| 8  | MICROSOFT CORP                           | 0.84%                | International Equities    | UNITED STATES |                               |
| 9  | WESTPAC COMPOUND ACCOUNT NZD             | 0.76%                | Cash and cash equivalents | NEW ZEALAND   | AA-                           |
| 10 | MAINFREIGHT LIMITED                      | 0.75%                | Australasian Equities     | NEW ZEALAND   |                               |

The top 10 investments make up 11.05% of the net asset value of the Fund.

## Key personnel

This shows the directors and employees who have the most influence on the investment decisions of the Fund.

| Name                  | Current position                          | Time in current position | Previous or other position  | Time in previous position |
|-----------------------|---|--------------------------|---|---------------------------|
| Richard Morath        | Director, BNZ Investment Services Limited | 6 years, 6 months        | Non-Executive Director, BNZ Life Insurance Limited (current position)         | 16 years, 1 months        |
| Richard Ansell        | Director, BNZ Investment Services Limited | 0 years, 10 months       | Chair, BNZ Investment Review Committee  | 0 years, 10 months        |
| Hayley Cassidy        | Director, BNZ Investment Services Limited | 0 years, 8 months        | Chief General Counsel, BNZ (current position)                                 | 0 years, 9 months         |
| Christine Yates [new] | Director, BNZ Investment Services Limited | 0 years, 2 months        | Chief Customer Officer, Private Wealth and Insurances, BNZ (current Position) | 0 years, 10 months        |
| Paul Richardson [new] | Director, BNZ Investment Services Limited | 0 years, 1 month         | Chief Investment Officer/Executive Director                                   | 4 years, 8 months         |

### Further information

You can also obtain this information, the PDS for the BNZ KiwiSaver Scheme, and some additional information from the offer register at [companiesoffice.govt.nz/disclose](http://companiesoffice.govt.nz/disclose).

### Contact details

If you have any questions about this Fund, call us on 0800 269 5494 or visit our website at [bnz.co.nz/kiwisaver](http://bnz.co.nz/kiwisaver).

### Notes

1. Member fees in the BNZ KiwiSaver Scheme were \$1.95 per member per month and were charged proportionately across funds where a member invests in more than one BNZ KiwiSaver Scheme fund. The member fee was removed effective 1 May 2019.
2. The calculation of cash and cash equivalents within the actual investment mix allocation may include investor flows not yet unitised, liquidity cash and fund accruals. This may result in a higher allocation to cash and cash equivalents than is shown in the target investment mix.
3. Investor flows not yet unitised, unsettled trades, currency hedging gains (or losses) and any operating accruals are excluded from the Top 10 investments.