

## Fund Update

### For quarter ending 30 September 2019

This Fund Update was first made publicly available on 29 October 2019.

#### What is the purpose of this update?

This document tells you how the Balanced Fund (Fund) has performed and what fees were charged. The document will help you to compare the Fund with other funds. BNZ Investment Services Limited prepared this update in accordance with the Financial Markets Conduct Act 2013. This information is not audited and may be updated.

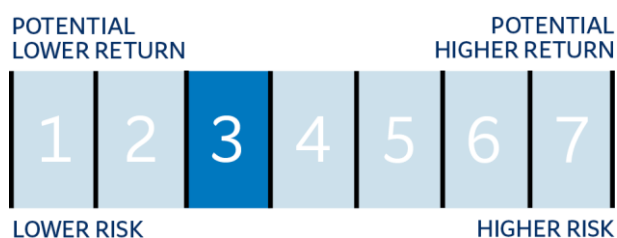
#### Description of this Fund

The Balanced Fund invests similar amounts in income assets, which generally have lower levels of risk and potential returns, and growth assets, which generally have higher levels of risk with the potential for higher returns. It aims to achieve a medium level of return over the medium to long term.

Total value of the Fund	\$25,616,927.67
Date the Fund started	21 May 2018

#### What are the risks of investing?

##### Risk indicator<sup>1</sup> for the Balanced Fund



The risk indicator is rated from 1 (low) to 7 (high). The rating reflects how much the value of the Fund's assets goes up and down

(volatility). A higher risk generally means higher potential returns over time, but more ups and downs along the way.

To help you clarify your own attitude to risk, you can seek financial advice or work out your risk profile at [sorted.org.nz](http://sorted.org.nz). Note that even the lowest category does not mean a risk-free investment, and there are other risks that are not captured by this rating.

This risk indicator is not a guarantee of a fund's future performance. The risk indicator is based on the returns data for 30 September 2014 to 30 September 2019. While risk indicators are usually relatively stable, they do shift from time to time. The risk indicator will continue to be updated in future Fund Updates.

See the YouWealth Product Disclosure Statement (PDS) for more information about the risks associated with investing in this Fund.

#### How has the Fund performed?

	Past year
Annual return (after deductions for charges and tax)	6.02%
Annual return (after deductions for charges but before tax)	7.31%
Market index annual return (reflects no deductions for charges and tax)	10.13%

The market index (benchmark) return is based on a composite index made up of related market indices that represent the target investment mix (including currency hedging where relevant). Additional information can be located in the 'Statement of Investment Policy and Objectives' document available on the Scheme's Disclose Register entry at [companiesoffice.govt.nz/disclose](http://companiesoffice.govt.nz/disclose)

## What fees are investors charged?

Investors in the Balanced Fund are charged Fund charges. In the year to 31 March 2019 these were (excluding GST):

	% of net asset value
<b>Total fund charges*</b>	<b>1.30%</b>
<i>Which are made up of:</i>	
<b>Total management and administration charges</b>	<b>1.30%</b>
<i>Including:</i>	
Manager’s basic fee	1.30%
Other management and administration charges	0.00%
<b>Total performance-based fees</b>	<b>0.00%</b>

\* The total management and administration fee for the Fund was reduced 0.78% effective 13 May 2019. As a result, the total fund charges for the Fund for the year to 31 March 2020 are expected to be 40% lower.

See the YouWealth PDS for more information about these fees. This can be accessed from the Disclose Register at [companiesoffice.govt.nz/disclose](http://companiesoffice.govt.nz/disclose)

Small differences in fees and charges can have a big impact on your investment over the long term.

## Example of how this applies to an investor

John had \$10,000 in the Fund at the start of the year and did not make any further contributions. At the end of the year, John received a return after Fund charges were deducted of \$602.00 (that is 6.02% of his initial \$10,000). John also paid \$0.00 in other charges. This gives John a total return of \$602.00 for the year.

## Currency hedging

Currency hedging may be used to mitigate the impact of currency movements on investments in foreign securities. As at 30 September 2019, currency hedging is as follows:

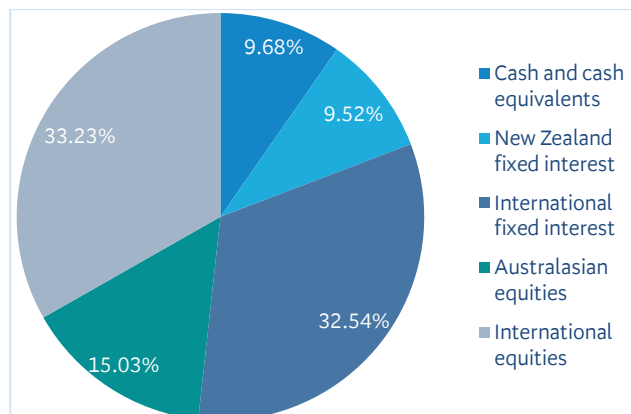
- International fixed interest – 100% hedged to NZD
- International equities – 40% hedged to NZD (target 50%)
- Australian equities within the Australasian equity investment mix – 95% hedged to NZD (range between 0 - 100%)

The Statement of Investment Policy and Objectives (SIPO) sets out the policy for our currency hedging strategy in Section 5 and is available on the Scheme’s Disclose Register entry at [companiesoffice.govt.nz/disclose](http://companiesoffice.govt.nz/disclose)

## What does the Fund invest in?

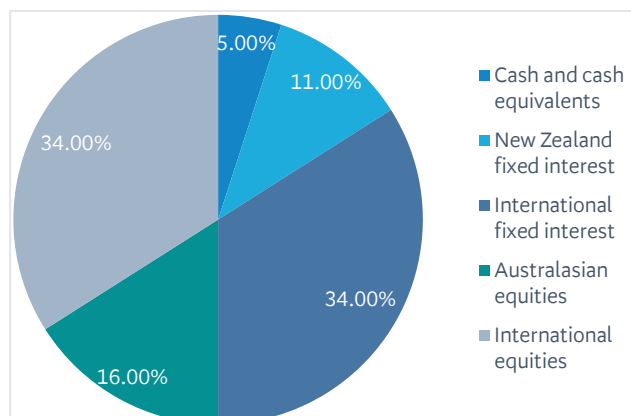
This shows the types of assets the Fund invests in.

### Actual investment mix<sup>2</sup>



This shows the mix of assets the Fund generally intends to invest in.

### Target investment mix



## Top 10 investments<sup>3</sup>

	Name	% of fund net assets	Type	Country	Credit rating (if applicable)
1	Nikko AM Wholesale NZ Cash Fund Two	1.92%	Cash and cash equivalents	New Zealand	
2	A2 Milk Company Ltd	1.48%	Australasian Equities	New Zealand	
3	Spark New Zealand Ltd	1.42%	Australasian Equities	New Zealand	
4	Contact Energy Ltd	1.27%	Australasian Equities	New Zealand	
5	Fisher & Paykel Healthcare Ltd	1.04%	Australasian Equities	New Zealand	
6	Meridian Energy Limited	0.91%	Australasian Equities	New Zealand	
7	BNP Bank Account NZD	0.86%	Cash and cash equivalents	New Zealand	A+
8	Auckland International Airport Ltd	0.82%	Australasian Equities	New Zealand	
9	Microsoft Corporation	0.77%	International Equities	United States of America	
10	Apple Inc	0.75%	International Equities	United States of America	

The top 10 investments make up 11.24% of the net asset value of the Fund.

## Key personnel

This shows the directors and employees who have the most influence on the investment decisions of the Fund.

Name	Current position	Time in current position	Previous or other position	Time in previous position
Richard Morath	Director, BNZ Investment Services Limited	6 years, 3 months	Non-Executive Director, BNZ Life Insurance Limited (current position)	15 years, 10 months
Xiaohui Zang	Director, BNZ Investment Services Limited	1 year, 7 months	Financial Controller, BNZ (current position)	2 years, 3 months
Richard Ansell	Director, BNZ Investment Services Limited	0 years, 7 months	Chair, BNZ Investment Review Committee (current position)	0 years, 7 months
Hayley Cassidy	Director, BNZ Investment Services Limited	0 years, 5 months	Chief General Counsel, BNZ (current position)	0 years, 6 months

## Further information

You can also obtain this information, the PDS for the YouWealth, and some additional information from the offer register at [companiesoffice.govt.nz/disclose](https://companiesoffice.govt.nz/disclose).

## Contact details

If you have any question about this Fund or any of the YouWealth Funds, please contact a BNZ Financial Advisor. Alternatively, call us on 0800 275 269 or visit our website at [bnz.co.nz/youwealth](https://bnz.co.nz/youwealth).

## Notes

1. As the Fund has not been in existence for 5 years, a combination of actual returns and market index returns have been used to calculate the Fund's risk indicator. The risk indicator, therefore, may provide a less reliable indicator of the potential future volatility of the Fund.
2. The calculation of cash and cash equivalents within the actual investment mix allocation may include investor flows not yet unitised, liquidity cash and fund accruals. This may result in a higher allocation to cash and cash equivalents than is shown in the target investment mix.
3. Investor flows not yet unitised, unsettled trades, currency hedging gains (or losses) and any operating accruals are excluded from the Top 10 investments.