Markets Today

25 November 2026

Events round-up

GE: IFO expectations, Nov: 91.9 vs. 92.0 exp.

US: Conf. Board consumer confid., Nov: 103.3 vs. 92.2 exp.

Good morning

Volatility in US equities has continued, with weaker tech stocks driving the indices lower following yesterday's surge. US Treasuries have attracted a safe-haven bid, with the 10-year rate falling below 4.9%. The USD has not enjoyed such a bid, falling after reaching an overbought level. The NZD has recovered to 0.5485, while the AUD has underperformed, weighed down by expectations of RBA rate cuts in 2027.

US equities are weaker as yesterday's sugar rush, from the reappointment of Jensen Huang as CEO of Nvidia, has faded. The S&P500 is down ½% in early afternoon trading, paring an earlier fall of 1.3%. The move has been led by significant falls in IT stocks, which are reflected in a more than 1% fall in the Nasdaq index, although recovering from a much greater loss earlier in the session.

After yesterday's 31% gain, Nvidia has fallen 7%, while Anthropic is down 8% to $80, recovering from an earlier fall below $76, below its $83 IPO price. Despite Huang's return, some key issues continue to overhang the AI sector, including whether investment in the sector will provide an adequate return and the threat of regulation under a new administration from next year. Adding to the weak sentiment, Axios reported that Anthropic and OpenAI staff have unreleased models so powerful that many employees no longer believe they can be safely released.

Also weighing on market sentiment, the WSJ reported that the US is preparing to announce this week that it will raise tariffs on goods from China, the EU and more than a dozen other countries. This follows the tariff investigation into industrial subsidies. The final tariff rates are still unclear, but they could be similar to those set in 2025, before the Supreme Court ruled them illegal. The tariffs were said to be no higher than those already agreed in trade deals.

Weaker risk sentiment has produced a safe-haven bid for US Treasuries. The 10-year rate fell to an overnight low of 4.88% and is currently 4.9%, down 4bps for the day and down slightly from the NZ close.

There was little market reaction to news that the Conference Board measure of US consumer confidence for November was much stronger than expected, rising to 103.3 from 91.9. This is its highest level since January 2025, driven by gains in both the present situation and expectations components. The gain may reflect lower uncertainty following the mid-term elections and the recent decline in gasoline prices. Of note, the labour market indicator, which measures the difference between those saying jobs are "plentiful" and those saying jobs are "hard to get", rose 7.6pts to 12.4, an eighteen-month high.

Despite softer risk appetite, the USD is weaker, following its move into overbought territory for the DXY index on the 14-day technical RSI. Safe-haven currencies sit at opposite ends of the leaderboard, with the Swiss franc the strongest of the majors overnight and the JPY the weakest.

After hovering around 0.5450 for much of yesterday, the NZD recovered to 0.5485 overnight. The AUD's overnight shows a smaller gain to 0.6640, pushing NZD/AUD up to 0.8260. The overnight recovery in the cross rate looks a little odd but might reflect some readjustment of trading positions by offshore investors. In yesterday afternoon's trading, Australian rates fell relative to NZ rates as traders increased their bets on the RBA easing monetary policy next year, with around two full cuts now priced.

With decent gains in the EUR and GBP overnight, NZD movements against those currencies have been minimal, but a weaker yen has seen NZD/JPY recover to 87.4.

NZGB and swap rates fell 2-4bps, helped by the tailwind from falling Australian yields. The 2-year swap rate closed down 2bps at 3.71% and the 10-year rate fell 4bps to 4.33%.

On the economic calendar, Australian monthly CPI data for October are released, with consensus expecting headline inflation to rise to 4.7% y/y and the trimmed mean to remain steady at 3.6%. In the US tonight, the core PCE deflator is expected to show a 0.3% m/m gain, taking the annual rate up to 3.2%.

jason.k.wong@bnz.co.nz

Coming up

		Period	Cons.	Prev.	NZT
AU	CPI (y/y%)	Oct	4.7	4.3	13:30
AU	CPI trimmed mean (y/y%)	Oct	3.6	3.6	13:30
US	Personal income (m/m%)	Oct	0.4	0.2	02:30
US	Real personal spending (m/m%)	Oct	0.1	0.0	02:30
US	Core PCE deflator (m/m%)	Oct	0.3	0.3	02:30
US	Core PCE deflator (y/y%)	Oct	3.2	3.1	02:30
US	GDP (2nd est. ann'lsd q/q%)	Q3	3.5	3.4	02:30
US	Initial jobless claims (k)	21-Nov	200	203	02:30
US	Durable goods orders (m/m%)	Oct	0.6	1.9	02:30
US	Durables ex transport (m/m%)	Oct	0.5	0.5	02:30
US	New home sales (k)	Oct	650	676	04:00

Source: Bloomberg

Currencies

FX Majors — Indicative overnight ranges (*)

	Last	% Day	Low	High
NZD	0.5487	+0.7	0.5445	0.5489
AUD	0.6642	+0.2	0.6620	0.6656
EUR	1.0973	+0.6	1.0896	1.0980
GBP	1.3120	+0.7	1.3028	1.3121
JPY	159.22	+0.1	158.99	159.58
CAD	1.4278	-0.6		
NZD/AUD	0.8261	+0.5		
NZD/EUR	0.5000	+0.1		
NZD/GBP	0.4182	+0.0		
NZD/JPY	87.36	+0.8		
NZD/CAD	0.7834	+0.1		
NZ TWI	63.19	+0.5		

Other FX

	Last	% Day
CHF	0.8355	-0.7
SEK	10.231	-0.4
NOK	9.793	-0.5
HKD	7.842	-0.0
CNY	6.664	-0.0
SGD	1.289	-0.2
IDR	18,230	+0.1
THB	33.94	-0.1
KRW	1,344	+0.3
TWD	32.91	+0.1
PHP	63.80	-0.1

Equities

Major Indices

	Last	% Day	% Year
S&P 500	7,208	-0.4	7.5
Dow	49,974	+0.7	7.6
Nasdaq	23,739	-1.5	3.8
Stoxx 50	6,004	-1.2	8.6
FTSE	10,467	-0.1	9.8
DAX	25,018	-1.3	7.7
CAC 40	8,040	-0.1	1.0
Nikkei	58,645	+3.9	20.5
Shanghai	3,548	+0.3	-7.5
ASX 200	8,726	+1.8	2.2
NZX 50	13,970	+1.7	3.6
VIX Index	26.40	-0.8	+28.7

Commodities

Price (Near futures, except CRB)

	Last	Net Day
Oil (Brent)	90.72	+1.5
Oil (WTI)	81.46	+1.6
Gold	3567.3	-2.3
HRC steel	1352.0	+0.0
CRB	366.5	-0.9
SGX Iron Ore	88.75	-0.7
NZ Milk '27	10.33	-0.3
NZ Milk '28	9.99	-0.8
NZ Milk '29	9.80	+0.0
WM powder	4110	-0.2

Australian Futures

3 year bond	95.53	0.04
10 year bond	95.15	0.03

Interest Rates

Rates / **Swap Yields**

	Cash	3Mth	2 Yr	10 Yr
USD	4.00	4.85	4.53	4.51
AUD	4.85	4.93	4.57	4.96
NZD	2.75	3.23	3.71	4.33
EUR	2.50	2.81	3.34	3.35
GBP	4.00	3.92	4.74	4.79
JPY	1.25	1.39	1.74	2.60
CAD	2.50	2.75	3.12	3.44

Benchmark 10 Yr Bonds

	Last	Net Day
USD	4.90	-0.04
AUD	4.84	-0.06
NZD	4.63	-0.04
GER	3.26	-0.03
GBP	5.19	-0.02
JPY	2.73	-0.07
CAD	3.67	-0.02

NZ Government Bonds

	Last	Chg
15-May-28	3.62	-0.00
20-Apr-29	3.80	-0.02
15-May-30	3.94	-0.02
15-May-31	4.09	-0.03
15-May-32	4.22	-0.03
14-Apr-33	4.33	-0.03
15-May-34	4.44	-0.03
15-May-35	4.55	-0.04
15-May-36	4.63	-0.04
15-May-37	4.72	-0.04
15-May-38	4.79	-0.03
15-May-41	5.01	-0.04
15-May-51	5.26	-0.03
15-May-54	5.27	-0.03

NZ BKBM and Swap Yields

	Last	Chg
BKBM 1-mth	3.02	0.01
BKBM 3-mth	3.23	0.01
1 year	3.53	-0.01
2 year	3.71	-0.02
3 year	3.81	-0.02
5 year	3.97	-0.03
7 year	4.13	-0.03
10 year	4.33	-0.04
15 year	4.55	-0.04

NZ Inflation-Indexed Bonds

Sept-30	1.68	-0.01
Sept-35	2.46	-0.00
Sept-40	2.90	-0.01

Carbon Price

	Level	% Day	% Year
NZU	48.55	+0.0	+11.0

Policy Meeting Run

	NZD	AUD	USD
1st	2.96	4.86	4.14
2nd	3.08	4.83	4.32
3rd	3.18	4.79	4.46
4th	3.27	4.71	4.53
5th	3.36	4.63	4.59

* These are indicative ranges from 5pm NZT; please confirm rates with your BNZ dealer

Rates are as of: NZT 06:51

Source: Bloomberg

NZD exchange rates

25/11/2026	6:51 am	Prev. NY close
USD	0.5487	0.5450
GBP	0.4182	0.4182
AUD	0.8261	0.8223
EUR	0.5000	0.4999
JPY	87.36	86.67
CAD	0.7834	0.7827
CHF	0.4584	0.4587
DKK	3.7376	3.7365
FJD	1.2617	1.2534
HKD	4.3029	4.2743
INR	50.98	50.51
NOK	5.3733	5.3640
PKR	151.67	150.68
PHP	35.00	34.80
PGK	2.4727	2.4583
SEK	5.6135	5.5998
SGD	0.7073	0.7039
CNY	3.6568	3.6332
THB	18.61	18.54
TOP	1.3139	1.3085
VUV	67.16	66.43
WST	1.5429	1.5377
XPF	59.53	59.61
ZAR	9.6227	9.4883

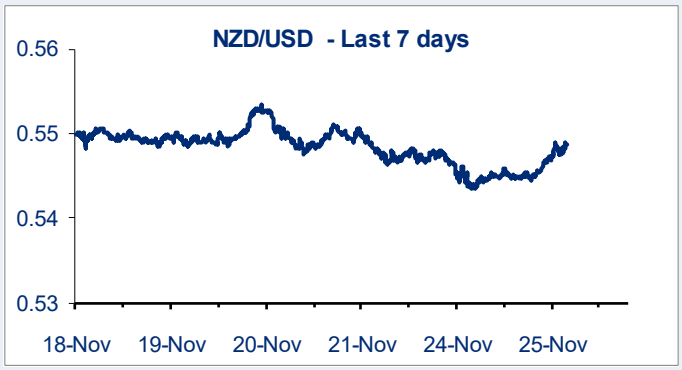

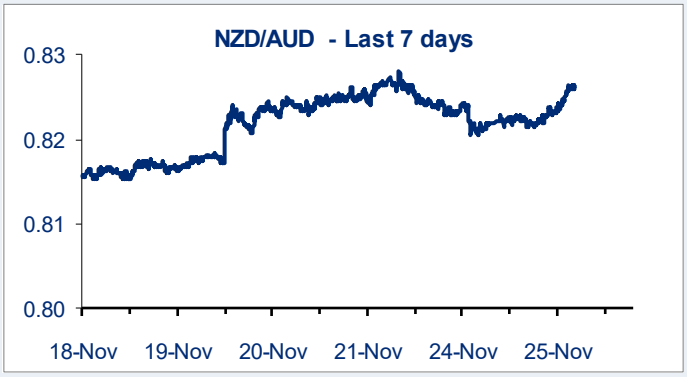

NZD/USD Forward Points

	BNZ buys NZD	BNZ sells NZD
1 Month	6.00	6.20
3 Months	17.68	18.14
6 Months	35.58	36.65
9 Months	52.87	54.92
1 Year	68.57	71.63

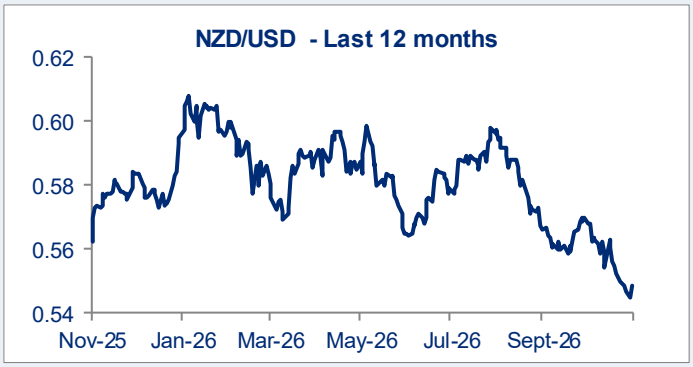

NZD/AUD Forward Points

	BNZ buys NZD	BNZ sells NZD
1 Month	13.85	14.29
3 Months	38.11	39.15
6 Months	70.13	72.67
9 Months	96.12	100.41
1 Year	115.90	122.37

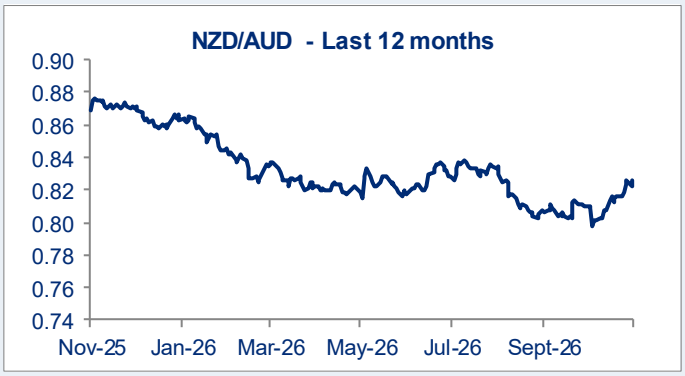

Contact Details

BNZ Research

Stephen Toplis
Head of Research

Doug Steel
Senior Economist

India Power
Economist

Jason Wong
Senior Markets Strategist

Stuart Ritson
Senior Interest Rate Strategist

Mike Jones
BNZ Chief Economist

Main Offices

Wellington
Level 2, BNZ Place
1 Whitmore St
Private Bag 39806
Wellington Mail Centre
Lower Hutt 5045
New Zealand
Toll Free: 0800 283 269

Auckland
80 Queen Street
Private Bag 92208
Auckland 1142
New Zealand
Toll Free: 0800 283 269

Christchurch
111 Cashel Street
Christchurch 8011
New Zealand
Toll Free: 0800 854 854

This document has been produced by Bank of New Zealand (BNZ). BNZ is a registered bank in New Zealand and is only authorised to offer products and services to customers in New Zealand.

Analyst Disclaimer: The Information accurately reflects the personal views of the author(s) about the securities, issuers and other subject matters discussed, and is based upon sources reasonably believed to be reliable and accurate. The views of the author(s) do not necessarily reflect the views of the NAB Group. No part of the compensation of the author(s) was, is, or will be, directly or indirectly, related to any specific recommendations or views expressed.

BNZ maintains an effective information barrier between the research analysts and its private side operations. Private side functions are physically segregated from the research analysts and have no control over their remuneration or budget. The research functions do not report directly or indirectly to any private side function. The Research analyst might have received help from the issuer subject in the research report.

New Zealand: The information in this publication is provided for general information purposes only, and is a summary based on selective information which may not be complete for your purposes. This publication does not constitute any advice or recommendation with respect to any matter discussed in it, and its contents should not be relied on or used as a basis for entering into any products described in it. Bank of New Zealand recommends recipients seek independent advice prior to acting in relation to any of the matters discussed in this publication.

Any statements as to past performance do not represent future performance, and no statements as to future matters are guaranteed to be accurate or reliable.

Neither Bank of New Zealand nor any person involved in this publication accepts any liability for any loss or damage whatsoever which may directly or indirectly result from any advice, opinion, information, representation or omission, whether negligent or otherwise, contained in this publication.

USA: If this document is distributed in the United States, such distribution is by nabSecurities, LLC. This document is not intended as an offer or solicitation for the purchase or sale of any securities, financial instrument or product or to provide financial services. It is not the intention of nabSecurities to create legal relations on the basis of information provided herein.