

Research Markets Today

16 April 2026

Events round-up

EC: Industrial Production SA (m/m%), Feb: 0.4 vs. 0.3 exp.

US: Empire Manufacturing, Apr: 11 vs. 0 exp.

US: NAHB Housing Market Index, Apr: 34 vs. 37 exp.

Good morning

US equities remained well-underpinned as optimism grew around a potential Middle East peace deal. The S&P traded above 7,000 to a fresh record high. Markets have been steadily pricing out much of the risk premium that built up after the conflict began, as the US and Iran move toward a second round of negotiations. Brent crude was up less than 1% to around \$96 a barrel as the US maintained a naval blockade of the Strait of Hormuz. US Treasury Secretary Bessent said waivers for purchases of Iranian and Russian oil would not be renewed. Treasury yields are higher and US the dollar was little changed.

It was reported the US and Iran are considering a two-week ceasefire extension to buy more time for negotiations, as mediators push for technical talks to resolve key sticking points such as reopening the Strait of Hormuz and determining the future of Iran's nuclear program. President Trump has said the war is "close to over." Hopes of a de-escalation have supported the recent gains in risk-sensitive assets and pullback in the US dollar.

There was limited economic data to give markets direction. The Empire State manufacturing index was stronger than expected, though the survey is volatile and does not correlate well with national measures. Even so, the result suggests the manufacturing sector is holding up at present. Separately, the NAHB Housing Market Index fell to a seven-month low, indicating that the conflict is weighing on homebuilder sentiment. The decline likely reflects higher interest rates and weaker consumer confidence.

US treasury yields rose across the curve, with the long end underperforming slightly and pushing the curve steeper. The 10-year yield climbed 4bp on the session to 4.29%. European bond yields also rose by similar amounts.

The US dollar was little changed against major currencies in offshore trade. The yen showed little reaction to comments from Japan's Finance Minister Katayama, who

said she held close discussions on foreign exchange issues with Treasury Secretary Bessent. She added that Japanese authorities stand ready to take bold action under the Japan-US agreement on foreign exchange.

G10 commodity currencies are firmer overall against the US dollar, led by the AUD. The AUD has largely retraced its conflict-driven selloff and is only marginally below the multi-year highs near 0.7190 set in early March. The NZD consolidated around 0.5900, with little net change on most key crosses. NZD/AUD dipped below 0.8250, extending the pullback from 0.8300 in recent sessions.

NZ fixed income extended the previous day's rally in yesterday's local session. Swap rates were 4 - 5bp lower across the curve beyond the one-year point, largely tracking offshore moves in the absence of fresh domestic drivers. The NZGB curve saw a similar 4bp parallel shift lower. NZ Debt Management will auction three NZGB lines in today's weekly tender: May-31 (\$225m), May-36 (\$175m) and May-54 (\$50m).

There is no domestic data today. Australia releases March labour market data, with the unemployment rate expected to hold at 4.3%. While the survey period includes the escalation in the Middle East conflict, it is likely too early for any impact to be evident in the results. China also releases Q1 GDP alongside the monthly activity indicators. In the US, initial jobless claims and the Philly Fed business outlook survey will be watched.

stuart_ritson@bnz.co.nz

Coming up

		Period	Cons.	Prev.	NZT
AU	Employment Change	Mar	20	48.9	13:30
AU	Unemployment Rate	Mar	4.3	4.3	13:30
CH	GDP (y/y%)	1Q	4.8	4.5	14:00
CH	GDP (q/q%)	1Q	1.4	1.2	14:00
CH	Retail Sales (y/y%)	Mar	2.4	0.9	14:00
CH	Industrial Production (y/y%)	Mar	5.3	5.2	14:00
CH	Fixed Assets Ex Rural YTD (y/y%)	Mar	1.9	1.8	14:00
UK	Monthly GDP (m/m%)	Feb	0.1	0	18:00
US	Initial Jobless Claims (k)	11-Apr	213	219	00:30
US	Phil. Fed Business Outlook	Apr	10	18.1	00:30
US	Fed's Williams Gives Keynote Remarks				00:35

Source: Bloomberg

Currencies					Equities					Commodities				
FX Majors		Indicative overnight ranges (*)			Other FX		Major Indices			Price (Near futures, except CRB)				
	Last	% Day	Low	High	Last	% Day	Last	% Day	% Year	Last	Net Day			
NZD	0.5912	+0.2	0.5892	0.5914	CHF	0.7819	+0.1	S&P 500	7,002	+0.5	29.7	Oil (Brent)	95.23	+0.4
AUD	0.7170	+0.6	0.7130	0.7171	SEK	9.158	-0.3	Dow	48,406	-0.3	19.9	Oil (WTI)	92.26	+0.8
EUR	1.1801	+0.0	1.1772	1.1808	NOK	9.385	-0.7	Nasdaq	23,904	+1.1	42.1	Gold	4800.0	-0.3
GBP	1.3574	+0.1	1.3544	1.3579	HKD	7.834	+0.0	Stoxx 50	5,940	-0.7	19.5	HRC steel	1046.0	+0.0
JPY	159.04	+0.2	158.65	159.15	CNY	6.819	+0.0	FTSE	10,560	-0.5	28.0	CRB	371.4	-0.9
CAD	1.3729	-0.3			SGD	1.271	-0.1	DAX	24,067	+0.1	13.2	Wheat Chic.	601.5	+0.1
NZD/AUD	0.8245	-0.4			IDR	17,143	+0.1	CAC 40	8,275	-0.6	12.8	Sugar	13.51	-2.7
NZD/EUR	0.5010	+0.1			THB	32.02	-0.2	Nikkei	58,134	+0.4	71.4	Cotton	75.20	+1.2
NZD/GBP	0.4355	+0.1			KRW	1,475	+0.2	Shanghai	4,027	+0.0	23.2	Coffee	298.3	+0.1
NZD/JPY	94.02	+0.4			TWD	31.64	+0.0	ASX 200	8,979	+0.1	15.7	WM powder	3785	-1.4
NZD/CAD	0.8117	-0.1			PHP	60.10	+0.4	NZX 50	13,077	+0.5	8.4	Australian Futures		
NZ TWI	66.88	+0.1						VIX Index	18.21	-0.8	-39.5	3 year bond	95.39	0.03
												10 year bond	95.01	-0.06

Interest Rates													
Rates		Swap Yields			Benchmark 10 Yr Bonds			NZ Government Bonds			NZ BKBM and Swap Yields		
	Cash	3Mth	2 Yr	10 Yr	Last	Net Day		Last	Chg		Last	Chg	
USD	3.75	4.85	3.60	3.84	USD	4.28	0.03	15-May-28	3.53	-0.04	BKBM 1-mth	2.41	0.00
AUD	4.10	4.32	4.63	5.06	AUD	4.93	-0.02	20-Apr-29	3.79	-0.04	BKBM 3-mth	2.56	-0.01
NZD	2.25	2.56	3.46	4.28	NZD	4.64	-0.03	15-May-30	3.98	-0.04	1 year	3.04	-0.02
EUR	2.00	2.24	2.73	3.08	GER	3.04	0.02	15-May-31	4.17	-0.04	2 year	3.46	-0.04
GBP	3.75	3.86	4.09	4.37	GBP	4.81	0.03	15-May-32	4.31	-0.04	3 year	3.66	-0.05
JPY	0.73	-0.03	1.37	2.21	JPY	2.42	0.01	14-Apr-33	4.39	-0.03	5 year	3.90	-0.04
CAD	2.25	4.97	2.70	3.24	CAD	3.48	0.05	15-May-34	4.48	-0.03	7 year	4.08	-0.04
								15-May-35	4.56	-0.03	10 year	4.28	-0.03
								15-May-36	4.64	-0.03	15 year	4.50	-0.03
								15-May-37	4.73	-0.03			
								15-May-41	5.00	-0.04	NZ Inflation-Indexed Bonds		
								15-May-51	5.23	-0.04	Sept-30	1.54	-0.03
								15-May-54	5.23	-0.04	Sept-35	2.32	-0.03
											Sept-40	2.77	-0.03

Carbon Price				Policy Meeting Run			
	Level	% Day	% Year	NZD	AUD	USD	
NZU	45.50	+0.6	-12.5	1st	2.33	4.28	3.65
				2nd	2.50	4.35	3.65
				3rd	2.70	4.49	3.64
				4th	2.83	4.56	3.61
				5th	3.03	4.63	3.60

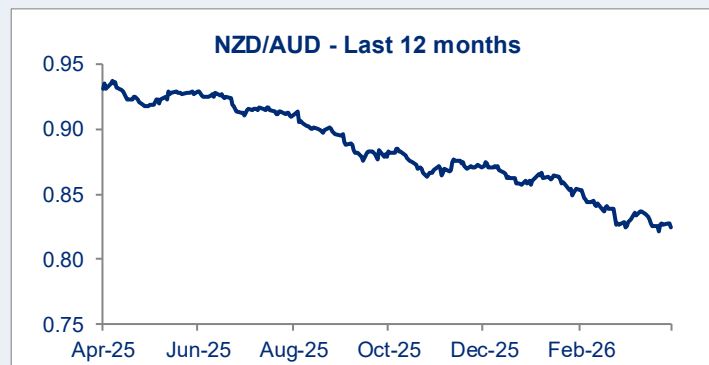
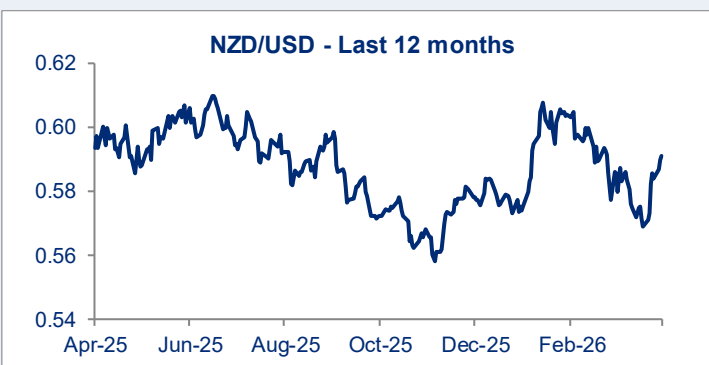
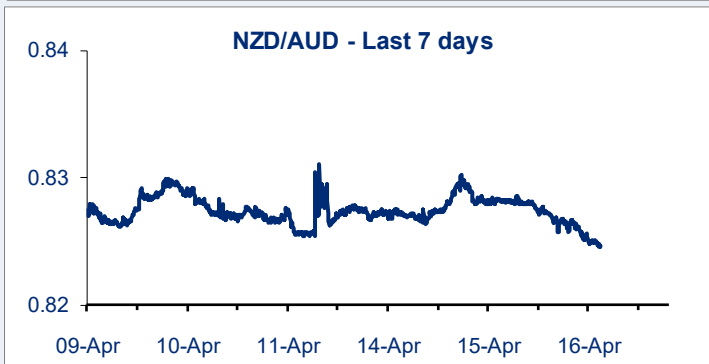
* These are indicative ranges from 5pm NZT; please confirm rates with your BNZ dealer

Rates are as of: NZT 06:13

Source: Bloomberg

NZD exchange rates

16/04/2026	6:13 am	Prev. NY close
USD	0.5912	0.5900
GBP	0.4355	0.4349
AUD	0.8245	0.8280
EUR	0.5010	0.5002
JPY	94.02	93.69
CAD	0.8117	0.8123
CHF	0.4623	0.4607
DKK	3.7440	3.7378
FJD	1.3051	1.3146
HKD	4.6316	4.6217
INR	55.20	55.10
NOK	5.5486	5.5768
PKR	165.13	#VALUE!
PHP	35.52	35.31
PGK	2.5604	2.5486
SEK	5.4139	5.4203
SGD	0.7515	0.7503
CNY	4.0314	4.0213
THB	19.01	18.94
TOP	1.3836	1.3775
VUV	70.09	70.03
WST	1.5958	1.6128
XPF	60.01	59.90
ZAR	9.6748	9.6440



NZD/USD Forward Points

	BNZ buys NZD	BNZ sells NZD
1 Month	6.40	6.60
3 Months	18.12	18.52
6 Months	32.32	33.33
9 Months	41.34	43.48
1 Year	44.84	47.95

NZD/AUD Forward Points

	BNZ buys NZD	BNZ sells NZD
1 Month	12.37	12.82
3 Months	37.28	38.39
6 Months	74.62	77.15
9 Months	108.67	113.37
1 Year	136.91	143.66

Contact Details

BNZ Research

Stephen Toplis
Head of Research

Doug Steel
Senior Economist

Matt Brunt
Economist

Jason Wong
Senior Markets Strategist

Stuart Ritson
Senior Interest Rate Strategist

Mike Jones
BNZ Chief Economist

Main Offices

Wellington

Level 2, BNZ Place
1 Whitmore St
Private Bag 39806
Wellington Mail Centre
Lower Hutt 5045
New Zealand
Toll Free: 0800 283 269

Auckland

80 Queen Street
Private Bag 92208
Auckland 1142
New Zealand
Toll Free: 0800 283 269

Christchurch

111 Cashel Street
Christchurch 8011
New Zealand
Toll Free: 0800 854 854

This document has been produced by Bank of New Zealand (BNZ). BNZ is a registered bank in New Zealand and is only authorised to offer products and services to customers in New Zealand.

Analyst Disclaimer: The Information accurately reflects the personal views of the author(s) about the securities, issuers and other subject matters discussed, and is based upon sources reasonably believed to be reliable and accurate. The views of the author(s) do not necessarily reflect the views of the NAB Group. No part of the compensation of the author(s) was, is, or will be, directly or indirectly, related to any specific recommendations or views expressed.

BNZ maintains an effective information barrier between the research analysts and its private side operations. Private side functions are physically segregated from the research analysts and have no control over their remuneration or budget. The research functions do not report directly or indirectly to any private side function. The Research analyst might have received help from the issuer subject in the research report.

New Zealand: The information in this publication is provided for general information purposes only, and is a summary based on selective information which may not be complete for your purposes. This publication does not constitute any advice or recommendation with respect to any matter discussed in it, and its contents should not be relied on or used as a basis for entering into any products described in it. Bank of New Zealand recommends recipients seek independent advice prior to acting in relation to any of the matters discussed in this publication.

Any statements as to past performance do not represent future performance, and no statements as to future matters are guaranteed to be accurate or reliable.

Neither Bank of New Zealand nor any person involved in this publication accepts any liability for any loss or damage whatsoever which may directly or indirectly result from any advice, opinion, information, representation or omission, whether negligent or otherwise, contained in this publication.

USA: If this document is distributed in the United States, such distribution is by nabSecurities, LLC. This document is not intended as an offer or solicitation for the purchase or sale of any securities, financial instrument or product or to provide financial services. It is not the intention of nabSecurities to create legal relations on the basis of information provided herein.