

Research Markets Today

13 January 2026

Events Round-Up

AU: Household Spending (m/m%), Nov: 1.0 vs. 0.6 exp.

Good morning

This is the first *Markets Today* for 2026. We wish all our readers a Happy New Year.

US equity futures came under pressure in Asian trade yesterday after US Federal Reserve Chair Powell revealed that the Justice Department was threatening a criminal indictment over renovations of its headquarters. Powell said this was a consequence of its interest-rate policies, which raised further concerns about the central bank's independence and the strength of US institutions more broadly, amid ongoing political pressure. The US dollar declined in response and precious metals gained on safe haven flows. Gold prices reached to a fresh record high above US\$4600 per troy ounce.

S&P futures had declined close to 0.7% but stocks have recovered since the cash market opened. The index is close to flat in US afternoon trading, and only marginally below the record high, reached at the end of last week. An index of US banking stocks fell after President Trump called on credit card companies to cap interest rates at 10% for a year. European equities closed higher and there were decent gains for stocks in Hong Kong and Japan.

The US dollar has made broad based losses against G10 currencies. The move which began in Asia has extended in offshore trade. The US dollar index is close to 0.5% lower from levels that prevailed at the global open yesterday. The NZD has been amongst the strongest G10 currencies set against the weaker US dollar backdrop. The yen is little changed amid growing expectations that the Japanese Prime Minister Takaichi will call for a snap election. A local newspaper suggested early February as a potential election window. NZD/JPY has gained above 91.

US treasury yields were broadly steady in the absence of economic data to provide the market with direction. Supply was in focus with 3-and 10-year auctions scheduled. US 10-year yields are little changed near 4.18% and have traded in a narrow range in 2026. There was limited market impact from the announcement of the

criminal investigation into Chair Powell, but markets will likely price in higher inflation expectations and term premium if the Fed's independence comes under further attack.

Oil prices are steady – Brent crude is trading close to US\$63 per barrel - after rebounding last week with unrest in Iran threatening to impact supply from the fourth largest OPEC producer. President Trump said that the US is mulling potential options in response to reports of the deadly crackdowns on protesters and that Iran's leadership had reached out to seek talks.

It was a quiet start to the week for NZ fixed income markets. Swap rates were largely unchanged in the local session yesterday. Rates have edged lower since the start of the year reflecting in part the rally in Australia. 2-year NZ swap rates closed at 2.89%, the lowest level in a month and close to 25bp below the mid-December peak. Yields across the government curve also remained steady. 10-year government bonds ended the session at 4.40%.

The domestic focus today will centre on the Quarterly Survey of Business Opinion, the first major economic release of the new year and a key source of information for activity and inflation dynamics. US CPI data for December is scheduled later this evening. Core CPI was surprisingly soft in November – the annual rate dropped to 2.6% - with data collection issues related to the government shutdown thought to be a contributing factor. The consensus expects a 0.3% monthly increase for core CPI which would see the annual rate edge higher to 2.7%.

stuart.ritson@bnz.co.nz

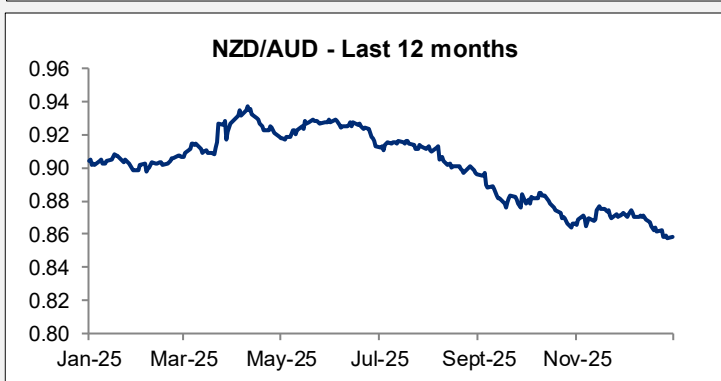
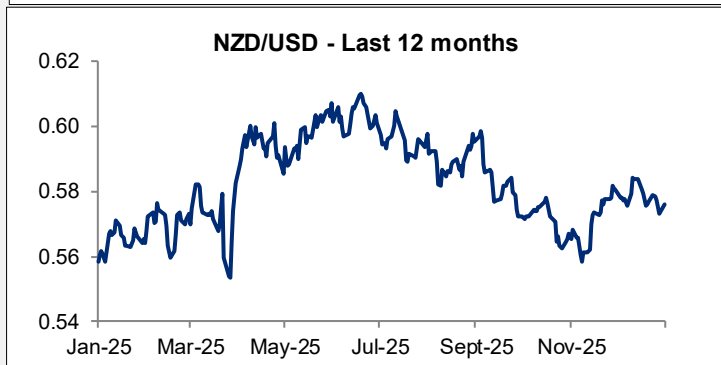
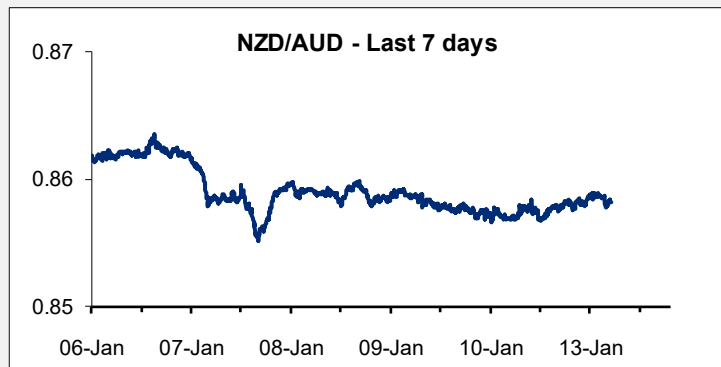
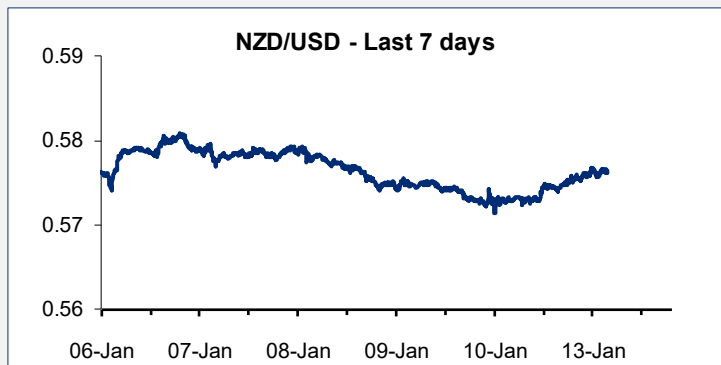
Coming Up

		Period	Cons.	Prev.	NZT
NZ	NZIER Business Opinion Survey				10:00
US	Fed's Williams Delivers Keynote Remarks				12:00
AU	Westpac Consumer Conf (m/m)	Jan		-9	12:30
UK	BOE's Andrew Bailey Speaks				22:00
US	NFIB Small Business Optimism	Dec	99.5	99	00:00
US	CPI (y/y%)	Dec	2.7	2.7	02:30
US	Core CPI (y/y%)	Dec	2.7	2.6	02:30
US	New Home Sales (k)	Oct	715	800	04:00

Currencies					Equities					Commodities				
FX Majors		Indicative overnight ranges (*)			Other FX		Major Indices			Price (Near futures, except CRB)				
	Last	% Day	Low	High		Last	% Day			Last	Net Day			
NZD	0.5762	+0.5	0.5747	0.5769	CHF	0.7975	-0.5	S&P 500	6,969	+0.0	19.6	Oil (Brent)	63.45	+0.2
AUD	0.6714	+0.4	0.6696	0.6722	SEK	9.180	-0.3	Dow	49,419	-0.2	17.8	Oil (WTI)	59.10	-0.0
EUR	1.1668	+0.3	1.1664	1.1699	NOK	10.068	-0.3	Nasdaq	23,751	+0.3	24.0	Gold	4625.6	+2.8
GBP	1.3458	+0.4	1.3430	1.3486	HKD	7.796	+0.0	Stoxx 50	6,016	+0.3	20.9	HRC steel	942.0	+0.2
JPY	158.14	+0.2	157.68	158.17	CNY	6.973	-0.1	FTSE	10,141	+0.2	22.9	CRB	301.5	-0.3
CAD	1.3877	-0.3			SGD	1.286	-0.1	DAX	25,405	+0.6	25.7	Wheat Chic.	519.8	-1.6
NZD/AUD	0.8582	+0.1			IDR	16,855	+0.2	CAC 40	8,359	-0.0	12.5	Sugar	14.79	-0.7
NZD/EUR	0.4938	+0.3			THB	31.23	-0.5	Nikkei	51,940	+1.6	32.5	Cotton	65.14	+1.2
NZD/GBP	0.4281	+0.1			KRW	1,468	+0.6	Shanghai	4,165	+1.1	31.5	Coffee	355.2	-0.7
NZD/JPY	91.12	+0.7			TWD	31.64	+0.1	ASX 200	8,759	+0.5	6.9	WM powder	3385	+0.3
NZD/CAD	0.7996	+0.3			PHP	59.26	-0.0	NZX 50	13,683	-0.1	6.7	Australian Futures		
NZ TWI	66.31	+0.4						VIX Index	15.20	+4.9	-22.2	3 year bond	95.87	-0.02
Interest Rates					Benchmark 10 Yr Bonds			NZ Government Bonds			NZ BKBM and Swap Yields			
	Rates		Swap Yields			Last	Net Day		Last	Chg		Last	Chg	
	Cash	3Mth	2 Yr	10 Yr	USD	4.18	0.01	15-Apr-27	2.70	0.00	BKBM 1-mth	2.40	-0.01	
USD	3.75	4.85	3.38	3.81	AUD	4.70	0.02	15-May-28	3.07	-0.00	BKBM 3-mth	2.49	-0.01	
AUD	3.60	3.74	4.00	4.74	NZD	4.30	-0.01	20-Apr-29	3.35	-0.00	1 year	2.61	0.00	
NZD	2.25	2.49	2.89	4.05	GER	2.84	-0.02	15-May-30	3.59	-0.01	2 year	2.89	0.00	
EUR	2.00	2.02	2.24	2.85	GBP	4.37	-0.00	15-May-31	3.82	-0.01	3 year	3.15	-0.00	
GBP	3.75	4.04	3.45	3.93	JPY	2.10	0.00	15-May-32	3.97	-0.01	5 year	3.51	-0.00	
JPY	0.73	-0.03	1.17	1.93	CAD	3.40	0.02	14-Apr-33	4.07	-0.01	7 year	3.78	-0.00	
CAD	2.25	4.97	2.47	3.14				15-May-34	4.19	-0.01	10 year	4.05	-0.00	
Carbon Price					Policy Meeting Run							15 year	4.32	-0.00
	Level	% Day	% Year		NZD	AUD	USD	15-May-35	4.30	-0.01	NZ Inflation-Indexed Bonds			
NZU	36.50	+1.4	-41.7	1st	2.24	3.68	3.64	15-May-36	4.40	-0.01	Sept-30	1.63	0.00	
* These are indicative ranges from 5pm NZT;					2nd	2.24	3.71	3.58	15-May-37	4.52	-0.01	Sept-35	2.43	0.00
please confirm rates with your BNZ dealer					3rd	2.25	3.82	3.53	15-May-41	4.79	-0.00	Sept-40	2.85	0.01
Rates are as of: NZT 06:24					4th	2.30	3.84	3.41	15-May-51	5.05	-0.00			
Source: Bloomberg					5th	2.37	3.90	3.34	15-May-54	5.06	-0.00			

NZD exchange rates

13/01/2026	6:26 am	Prev. NY close
USD	0.5762	0.5732
GBP	0.4281	0.4276
AUD	0.8582	0.8572
EUR	0.4938	0.4926
JPY	91.12	90.50
CAD	0.7996	0.7975
CHF	0.4595	0.4592
DKK	3.6899	3.6812
FJD	1.3101	1.2989
HKD	4.4923	4.4679
INR	51.95	51.68
NOK	5.8014	5.7883
PKR	161.34	160.52
PHP	34.15	33.97
PGK	2.4540	2.4423
SEK	5.2896	5.2789
SGD	0.7408	0.7379
CNY	4.0180	4.0000
THB	18.00	18.01
TOP	1.3735	1.3693
VUV	69.95	69.60
WST	1.5917	1.5836
XPF	58.68	58.46
ZAR	9.4416	9.4536



NZD/USD Forward Points

	BNZ buys NZD	BNZ sells NZD
1 Month	7.71	7.93
3 Months	19.81	20.26
6 Months	37.50	38.50
9 Months	51.03	53.03
1 Year	60.45	62.71

NZD/AUD Forward Points

	BNZ buys NZD	BNZ sells NZD
1 Month	10.78	11.23
3 Months	29.21	30.33
6 Months	61.11	63.79
9 Months	93.21	98.06
1 Year	123.92	130.04

Contact Details

BNZ Research

Stephen Toplis

Head of Research
+64 4 474 6905

Doug Steel

Senior Economist
+64 4 474 6923

Jason Wong

Senior Markets Strategist
+64 4 924 7652

Stuart Ritson

Senior Interest Rate Strategist
+64 9 9248601

Mike Jones

BNZ Chief Economist
+64 9-956 0795

Main Offices

Wellington

Level 4, Spark Central
42-52 Willis Street
Private Bag 39806
Wellington Mail Centre
Lower Hutt 5045
New Zealand
Toll Free: 0800 283 269

Auckland

80 Queen Street
Private Bag 92208
Auckland 1142
New Zealand
Toll Free: 0800 283 269

Christchurch

111 Cashel Street
Christchurch 8011
New Zealand
Toll Free: 0800 854 854

This document has been produced by Bank of New Zealand (BNZ). BNZ is a registered bank in New Zealand and is only authorised to offer products and services to customers in New Zealand.

Analyst Disclaimer: The Information accurately reflects the personal views of the author(s) about the securities, issuers and other subject matters discussed, and is based upon sources reasonably believed to be reliable and accurate. The views of the author(s) do not necessarily reflect the views of the NAB Group. No part of the compensation of the author(s) was, is, or will be, directly or indirectly, related to any specific recommendations or views expressed.

BNZ maintains an effective information barrier between the research analysts and its private side operations. Private side functions are physically segregated from the research analysts and have no control over their remuneration or budget. The research functions do not report directly or indirectly to any private side function. The Research analyst might have received help from the issuer subject in the research report.

New Zealand: The information in this publication is provided for general information purposes only, and is a summary based on selective information which may not be complete for your purposes. This publication does not constitute any advice or recommendation with respect to any matter discussed in it, and its contents should not be relied on or used as a basis for entering into any products described in it. Bank of New Zealand recommends recipients seek independent advice prior to acting in relation to any of the matters discussed in this publication.

Any statements as to past performance do not represent future performance, and no statements as to future matters are guaranteed to be accurate or reliable.

Neither Bank of New Zealand nor any person involved in this publication accepts any liability for any loss or damage whatsoever which may directly or indirectly result from any advice, opinion, information, representation or omission, whether negligent or otherwise, contained in this publication.

USA: If this document is distributed in the United States, such distribution is by nabSecurities, LLC. This document is not intended as an offer or solicitation for the purchase or sale of any securities, financial instrument or product or to provide financial services. It is not the intention of nabSecurities to create legal relations on the basis of information provided herein.

