

Research Markets Today

10 April 2026

Events Round-Up

GE: Industrial production (m/m%), Feb: -0.3 vs. 0.7 exp.
 US: Personal income (m/m%), Feb: -0.1 vs. 0.3 exp.
 US: Real personal spending (m/m%), Feb: 0.1 vs. 0.2 exp.
 US: Core PCE deflator (m/m%), Feb: 0.4 vs. 0.4 exp.
 US: Core PCE deflator (y/y%), Feb: 3.0 vs. 3.0 exp.
 US: Initial jobless claims (k), wk to 4 Apr: 219 vs. 210 exp.

Good Morning

Risk sentiment has improved further, with Israel scaling back its bombing of Lebanon, improving the chance of a peace deal and an eventual reopening of the Strait of Hormuz. US equities are stronger, US Treasury yields have range traded and the USD is broadly weaker, seeing the NZD recover further.

Yesterday, the US-Iran ceasefire agreement was looking fragile, with conflicting information about whether Israel's attacks on Lebanon were part of the deal. Israel intensified its bombing campaign and PM Netanyahu said he would continue to strike Hizbollah wherever required. Trump called Netanyahu asking him to scale back the strikes, with the result being Netanyahu agreeing to direct talks with Lebanon as soon as possible. However, Netanyahu still denies there is a ceasefire in Lebanon and said "we won't stop until Northern Israel is secure".

The Strait of Hormuz remains effectively closed, with only eight Iran-linked ships passing through since the ceasefire deal. Iran's Ports and Maritime Organization published two safe routes for shipping, to avoid the potential presence of various anti-ship mines in the usual sailing routes. Reports suggest that ships still require permission from Iran to cross the strait.

The combination of hope that the Strait of Hormuz will eventually reopen, however long that takes, minimal reports of strikes on Arab gulf nations since Wednesday, and scheduled US-Iran peace talks in Pakistan this weekend is enough to encourage investors to adopt a more positive attitude toward developments. In the last hour or so, Iranian's Supreme Leader Mojtabo Khamenei issued a statement, calling on people to remain in the streets and "we did not seek war, do not seek it". He added that Iran is moving to a new stage in managing the

Strait of Hormuz and reiterated Iran is seeking compensation for war damages.

Brent crude was rallying back towards USD100 per barrel before headlines about Israel agreeing to direct talks with Lebanon drove a sharp correction below USD95, before picking up again to the current level around USD97.

US equities reversed an early decline and are up for a seventh consecutive day, with the S&P500 up 0.5% in mid-afternoon trading and now just over 1% lower since the conflict began. The US 10-year rate traded as high as 4.32% before the turnaround in sentiment hit the market, seeing it fall to 4.26%. It currently trades at 4.29%, little changed from the NZ close.

US economic data showed real consumer spending barely rose in February, up 0.1% m/m, ahead of the conflict, with a weaker trend from late last year and heading into 2026. The core PCE deflator rose 0.4% m/m for a second consecutive month, as expected, with more interest in March CPI data due tonight. Jobless claims remain low, consistent with a low-firing environment, with continuing claims falling to their lowest level since June 2024.

In currency markets, the USD is broadly weaker, continuing to pare its gains since the conflict began. The NZD and AUD have outperformed. The NZD currently trades at 0.5855 and the AUD is at 0.7080. NZD/AUD traded at an overnight high of 0.8300 before paring its gain and is back around 0.8275. Other NZD crosses are modestly higher, with NZD/JPY up through 0.93, NZD/CAD around 0.81, NZD/EUR up through 0.50 and NZD/GBP at 0.4360.

In the domestic rates market there was some follow-through price action in response to the RBNZ's more hawkish than expected policy update on Wednesday. There was a sharp re-pricing of short-end rates that saw bill futures rise 11-14bps for the Sep-2026 through to the Mar-2027 contracts. The OIS market closed with the first rate hike for the cycle almost fully priced by the July meeting, and with essentially three rate hikes cumulatively priced through to the end of the year.

The 2-year swap rate closed the day up 11bps to 3.49% while 5 and 10-year swap rates rose 9-10bps. NZGBs showed similar moves, with rates up 7-11bps across the curve with a flattening bias.

On the economic calendar, NZ manufacturing PMI and China inflation data are due today. Tonight sees the release of US CPI data for March, where the first direct impact of the Iran conflict is expected to show the CPI up 0.9% m/m, driving a leap in annual inflation from 2.4% to 3.4%.

jason.k.wong@bnz.co.nz

Coming Up

	Period	Cons.	Prev.	NZT
NZ Manufacturing PMI	Mar	55.0	10:30	
CH PPI (y/y%)	Mar	0.4	-0.9	13:30
CH CPI (y/y%)	Mar	1.1	1.3	13:30
CA Unemployment rate (%)	Mar	6.7	6.7	00:30
US CPI (m/m%)	Mar	0.9	0.3	00:30
US Core CPI (m/m%)	Mar	0.3	0.2	00:30
US CPI (y/y%)	Mar	3.4	2.4	00:30
US Core CPI (y/y%)	Mar	2.7	2.5	00:30
US U. of Mich. consumer sentiment	Apr	51.5	53.3	02:00
US U. of Mich. 5-10y inflation expect.	Apr	3.5	3.2	02:00

Source: Bloomberg

Currencies					Equities					Commodities				
FX Majors		Indicative overnight ranges (*)			Other FX		Major Indices			Price (Near futures, except CRB)				
	Last	% Day	Low	High		Last	% Day			Last	Net Day			
NZD	0.5856	+0.6	0.5826	0.5874	CHF	0.7903	-0.1	S&P 500	6,813	+0.4	24.8	Oil (Brent)	96.45	+1.8
AUD	0.7077	+0.5	0.7022	0.7095	SEK	9.276	-0.4	Dow	48,175	+0.6	18.6	Oil (WTI)	98.05	+3.9
EUR	1.1701	+0.3	1.1656	1.1723	NOK	9.492	-0.9	Nasdaq	22,750	+0.5	32.8	Gold	4796.1	+1.0
GBP	1.3435	+0.3	1.3381	1.3459	HKD	7.834	+0.0	Stoxx 50	5,896	-0.3	27.6	HRC steel	1046.0	+0.0
JPY	158.98	+0.3	158.63	159.30	CNY	6.831	-0.0	FTSE	10,603	-0.1	38.1	CRB	366.3	-4.0
CAD	1.3820	-0.2			SGD	1.273	-0.1	DAX	23,807	-1.1	21.0	Wheat Chic.	584.0	-1.2
NZD/AUD	0.8275	+0.1			IDR	17,090	+0.5	CAC 40	8,246	-0.2	20.1	Sugar	13.92	-2.0
NZD/EUR	0.5005	+0.2			THB	32.00	-0.3	Nikkei	55,895	-0.7	61.5	Cotton	73.26	+2.3
NZD/GBP	0.4359	+0.3			KRW	1,475	-0.2	Shanghai	3,966	-0.7	24.5	Coffee	289.6	+0.2
NZD/JPY	93.10	+0.9			TWD	31.82	+0.1	ASX 200	8,973	+0.2	16.4	WM powder	3695	+1.1
NZD/CAD	0.8093	+0.4			PHP	59.75	+0.5	NZX 50	13,274	+0.1	8.8	Australian Futures		
NZ TWI	66.50	+0.6						VIX Index	20.17	-4.1	-40.0	3 year bond	95.38	-0.05
												10 year bond	95.04	0.01
Interest Rates														
Rates		Swap Yields			Benchmark 10 Yr Bonds			NZ Government Bonds			NZ BKBM and Swap Yields			
	Cash	3Mth	2 Yr	10 Yr		Last	Net Day		Last	Chg		Last	Chg	
USD	3.75	4.85	3.61	3.85	USD	4.29	-0.00	15-May-28	3.59	0.11	BKBM 1-mth	2.41	-0.00	
AUD	4.10	4.32	4.61	5.05	AUD	4.91	0.05	20-Apr-29	3.85	0.10	BKBM 3-mth	2.53	0.01	
NZD	2.25	2.53	3.49	4.34	NZD	4.70	0.07	15-May-30	4.05	0.09	1 year	3.00	0.08	
EUR	2.00	2.16	2.71	3.02	GER	2.99	0.04	15-May-31	4.23	0.09	2 year	3.49	0.11	
GBP	3.75	3.86	4.05	4.31	GBP	4.75	0.04	15-May-32	4.37	0.09	3 year	3.73	0.11	
JPY	0.74	-0.03	1.38	2.19	JPY	2.39	0.03	14-Apr-33	4.45	0.09	5 year	3.98	0.10	
CAD	2.25	4.97	2.69	3.22	CAD	3.46	0.00	15-May-34	4.53	0.08	7 year	4.15	0.09	
								15-May-35	4.62	0.07	10 year	4.34	0.09	
								15-May-36	4.70	0.07	15 year	4.56	0.09	
								15-May-37	4.80	0.07				
								15-May-41	5.07	0.07				
								15-May-51	5.30	0.07	NZ Inflation-Indexed Bonds			
								15-May-54	5.31	0.07	Sept-30	1.57	0.02	
											Sept-35	2.34	0.02	
											Sept-40	2.80	0.02	

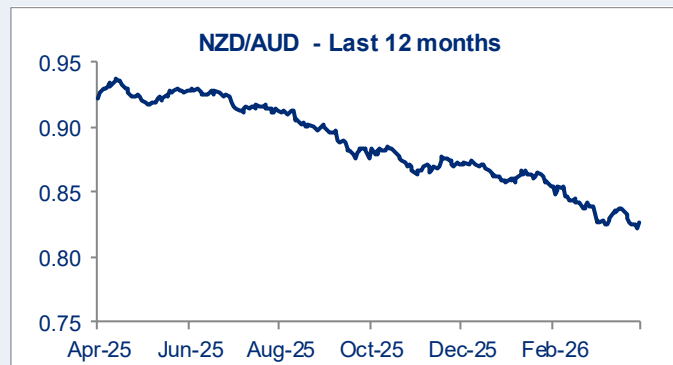
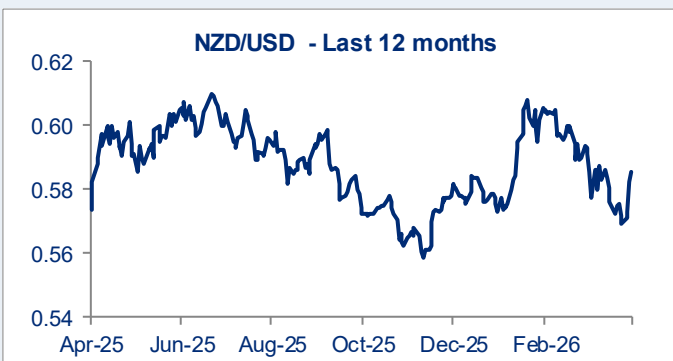
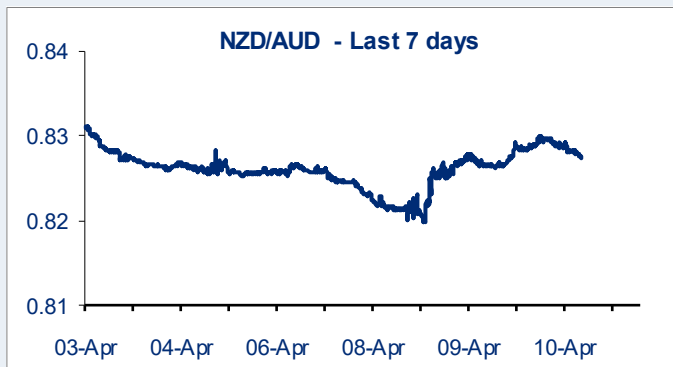
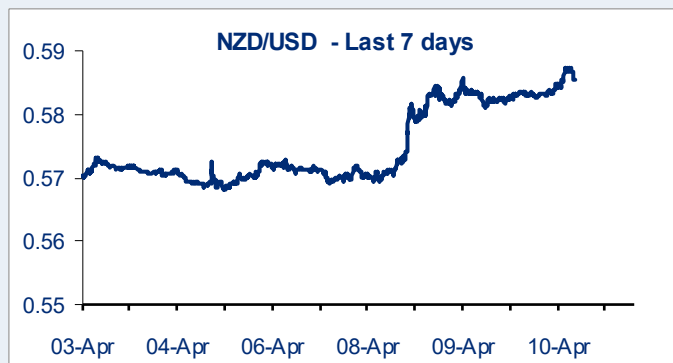
* These are indicative ranges from 5pm NZT; please confirm rates with your BNZ dealer

Rates are as of: NZT 06:52

Source: Bloomberg

NZD exchange rates

10/04/2026	6:53 am	Prev. NY close
USD	0.5856	0.5822
GBP	0.4359	0.4347
AUD	0.8275	0.8265
EUR	0.5005	0.4992
JPY	93.10	92.32
CAD	0.8093	0.8061
CHF	0.4629	0.4608
DKK	3.7449	3.7305
FJD	1.3066	1.2990
HKD	4.6004	4.5601
INR	54.41	53.90
NOK	5.5702	5.5742
PKR	164.01	162.65
PHP	34.88	35.11
PGK	2.5354	2.5127
SEK	5.4330	5.4221
SGD	0.7466	0.7418
CNY	4.0108	3.9780
THB	18.85	18.64
TOP	1.3732	1.3670
VUV	70.26	69.75
WST	1.5918	1.5961
XPF	60.48	60.10
ZAR	9.5843	9.5449



NZD/USD Forward Points

	BNZ buys NZD	BNZ sells NZD
1 Month	6.13	6.33
3 Months	18.24	18.77
6 Months	32.52	34.13
9 Months	42.30	45.00
1 Year	45.62	49.68

NZD/AUD Forward Points

	BNZ buys NZD	BNZ sells NZD
1 Month	11.82	12.31
3 Months	37.49	38.71
6 Months	74.18	77.70
9 Months	109.34	114.92
1 Year	137.07	145.86

Contact Details

BNZ Research

Stephen Toplis
Head of Research

Doug Steel
Senior Economist

Matt Brunt
Economist

Jason Wong
Senior Markets Strategist

Stuart Ritson
Senior Interest Rate Strategist

Mike Jones
BNZ Chief Economist

Main Offices

Wellington
Level 2, BNZ Place
1 Whitmore Street
Wellington Mail Centre
Lower Hutt 5045
New Zealand
Toll Free: 0800 283 269

Auckland
80 Queen Street
Private Bag 92208
Auckland 1142
New Zealand
Toll Free: 0800 283 269

Christchurch
111 Cashel Street
Christchurch 8011
New Zealand
Toll Free: 0800 854 854

This document has been produced by Bank of New Zealand (BNZ). BNZ is a registered bank in New Zealand and is only authorised to offer products and services to customers in New Zealand.

Analyst Disclaimer: The Information accurately reflects the personal views of the author(s) about the securities, issuers and other subject matters discussed, and is based upon sources reasonably believed to be reliable and accurate. The views of the author(s) do not necessarily reflect the views of the NAB Group. No part of the compensation of the author(s) was, is, or will be, directly or indirectly, related to any specific recommendations or views expressed.

BNZ maintains an effective information barrier between the research analysts and its private side operations. Private side functions are physically segregated from the research analysts and have no control over their remuneration or budget. The research functions do not report directly or indirectly to any private side function. The Research analyst might have received help from the issuer subject in the research report.

New Zealand: The information in this publication is provided for general information purposes only, and is a summary based on selective information which may not be complete for your purposes. This publication does not constitute any advice or recommendation with respect to any matter discussed in it, and its contents should not be relied on or used as a basis for entering into any products described in it. Bank of New Zealand recommends recipients seek independent advice prior to acting in relation to any of the matters discussed in this publication.

Any statements as to past performance do not represent future performance, and no statements as to future matters are guaranteed to be accurate or reliable.

Neither Bank of New Zealand nor any person involved in this publication accepts any liability for any loss or damage whatsoever which may directly or indirectly result from any advice, opinion, information, representation or omission, whether negligent or otherwise, contained in this publication.

USA: If this document is distributed in the United States, such distribution is by nabSecurities, LLC. This document is not intended as an offer or solicitation for the purchase or sale of any securities, financial instrument or product or to provide financial services. It is not the intention of nabSecurities to create legal relations on the basis of information provided herein.