

Immigration Investor Series NZ Bond Fund

Private Wealth Series

Fund Update

Fund Update for period to 31 March 2026

This Fund Update was first made publicly available on 30 April 2026.

What is the purpose of this update?

This document tells you how the NZ Bond Fund (Fund) has performed and what fees were charged. The document will help you to compare the Fund with other funds. BNZ Investment Services Limited prepared this update in accordance with the Financial Markets Conduct Act 2013. This information is not audited and may be updated.

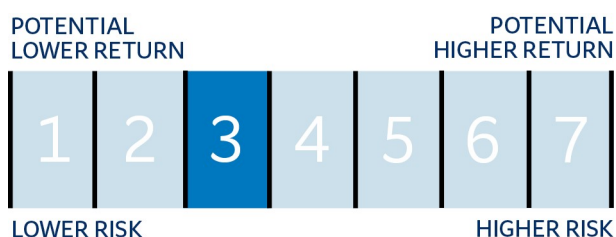
Description of this Fund

The NZ Bond Fund invests in New Zealand fixed interest securities, primarily investment-grade government and corporate bonds. It aims to provide a gross return in excess of its benchmark index, over the medium term.

| | |
|-------------------------|-------------------|
| Total value of the Fund | \$14,008,017.51 |
| Date the Fund started | 22 September 2025 |

What are the risks of investing?

Risk indicator¹ for the NZ Bond Fund



The risk indicator is rated from 1 (low) to 7 (high). The rating reflects how much the value of the Fund’s assets goes up and down (volatility). A higher risk generally means higher potential returns over time, but more ups and downs along the way.

To help you clarify your own attitude to risk, you can seek financial advice or work out your risk profile at sorted.org.nz

Note that even the lowest category does not mean a risk-free investment, and there are other risks that are not captured by this rating.

This risk indicator is not a guarantee of a fund’s future performance. The risk indicator is based on the returns data for 31 March 2021 to 31 March 2026. While risk indicators are usually relatively stable, they do shift from time to time. The risk indicator will continue to be updated in future Fund Updates.

See the Private Wealth Series Product Disclosure Statement (PDS) for more information about the risks associated with investing in this Fund.

How has the Fund performed?

| | Past year |
|---|----------------|
| Annual return (after deductions for charges and tax) | Not applicable |
| Annual return (after deductions for charges but before tax) | Not applicable |
| Market index annual return (reflects no deductions for charges and tax) | 2.56% |

An annual return is not available for this Fund as it has not been in existence for more than a 12-month period.

The market index (benchmark) return is currently based on the Bloomberg NZBond Swap 1-5 Year Index. Additional information about the benchmark is available on the offer register (search for Private Wealth Series) at companiesoffice.govt.nz/disclose

What fees are investors charged?

Investors in the NZ Bond Fund are charged Fund charges. This Fund has not been open for a full financial year. As such, based on the PDS dated 1 April 2026, these are expected to be (excluding GST):

| | % of net asset value |
|--|----------------------|
| Total fund charges | 0.50% |
| <i>Which are made up of:</i> | |
| Total management and administration charges | 0.50% |
| <i>Including:</i> | |
| Manager’s basic fee | 0.50% |
| Other management and administration charges | 0.00% |
| Total performance-based fees | 0.00% |

See the Private Wealth Series PDS for more information about these fees. This can be accessed from the Disclose Register at companiesoffice.govt.nz/disclose

Small differences in fees and charges can have a big impact on your investment over the long term.

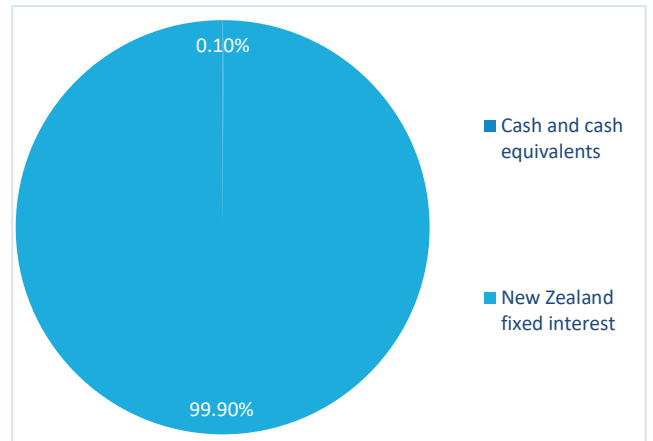
Example of how this applies to an investor²

John had \$10,000 in the Fund on 22 September 2025 (inception date) and did not make any further contributions. At the end of March 2026, John received a return, after fund charges and 28% tax were deducted, of \$19 (that is 0.19% of his initial \$10,000). As the fund started on 22 September 2025, it has not been in existence for a full scheme year. This example is based on the actual returns since inception, after deductions for charges and tax. It is not an annualised return.

What does the Fund invest in?

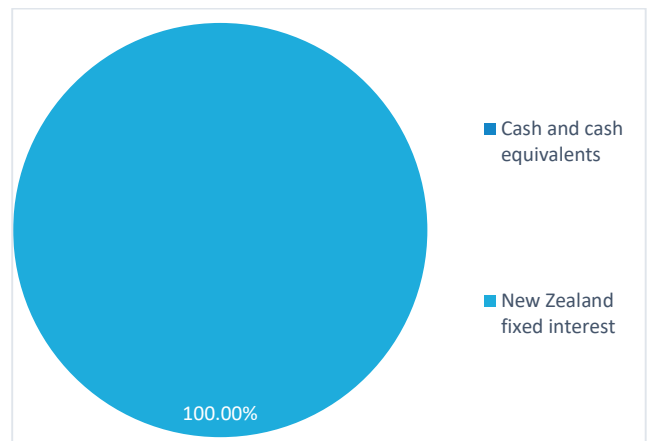
This shows the types of assets the Fund invests in.

Actual investment mix³



This shows the mix of assets the Fund generally intends to invest in.

Target investment mix



Top 10 investments⁴

| | Name | % of fund net assets | Type | Country | Credit rating (if applicable) |
|----|---|----------------------|----------------------------|-------------|-------------------------------|
| 1 | New Zealand (Government) 4.5% 15/05/2030 | 10.92% | New Zealand fixed interest | New Zealand | AAA |
| 2 | Housing New Zealand Ltd 2.183% 24/04/2030 | 8.36% | New Zealand fixed interest | New Zealand | AAA |
| 3 | Transpower New Zealand Limited 5.893% 15/03/2028 | 5.84% | New Zealand fixed interest | New Zealand | AA |
| 4 | Auckland Council 5.734% 27/09/2028 | 5.83% | New Zealand fixed interest | New Zealand | AA |
| 5 | Rabobank New Zealand Ltd 4.398% 20/02/2031 | 5.57% | New Zealand fixed interest | New Zealand | A+ |
| 6 | Westpac New Zealand Limited 3.868% 19/11/2030 | 4.85% | New Zealand fixed interest | New Zealand | AA- |
| 7 | ANZ Bank New Zealand Ltd 4.63% 20/02/2030 | 4.77% | New Zealand fixed interest | New Zealand | AA- |
| 8 | KIWI 6.254% 19/10/2028 6.254% 19/10/2028 | 4.60% | New Zealand fixed interest | New Zealand | NR |
| 9 | Dunedin City Treasury Ltd 3.22% 27/11/2028 | 4.42% | New Zealand fixed interest | New Zealand | AA- |
| 10 | MUFG Bank Ltd NFIX3FRA + 85 24/11/2026 | 4.07% | New Zealand fixed interest | New Zealand | A |

The top 10 investments make up 59.23% of the net asset value of the Fund.

Key personnel

This shows the directors and employees who have the most influence on the investment decisions of the Fund.

| Name | Current position | Time in current position | Previous or other position | Time in previous position |
|----------------|------------------------------|--------------------------|---|---------------------------|
| Andrew Bascand | Chair, Investment Committee | 1 year, 1 month | Managing Director, Harbour Asset Management Ltd (other position) | 16 years, 3 months |
| Richard Ansell | Member, Investment Committee | 1 year, 1 month | Independent Director, BNZ Investment Services Ltd (other position) | 7 years, 1 months |
| Murray Brown | Member, Investment Committee | 1 year, 1 month | Independent Director, Harbour Asset Management Ltd (other position) | 6 years, 1 months |
| Hamish Pepper | Member, Investment Committee | 0 years, 7 months | Head of Multi-Asset & Global Investments, Harbour Asset Management Ltd (other position) | 0 years, 7 months |

Further information

You can also obtain this information, the PDS for the Private Wealth Series, and some additional information from the offer register at companiesoffice.govt.nz/disclose

Contact details

If you have any questions about this Fund or the Private Wealth Series, please call BNZ on 0800 477 077 or visit BNZ's website at bnz.co.nz/private-banking

Notes

1. As the Fund has been operating for less than five years, we have used a mix of actual and market index returns for the five-year period to 31 March 2026 to calculate its risk indicator. This means it may provide a less reliable indicator of the potential future volatility of the Fund. The inception date for the Fund was 22 September 2025. The Fund's risk indicator is based on market index returns from 1 April 2021 to 30 September 2025 and actual returns from 1 October 2025 to 31 March 2026.
2. As the fund started on 22 September 2025, it has not been in existence for a full scheme year. This example is based on the actual returns since inception, after deductions for charges and tax. It is not an annualised return.
3. The calculation of cash and cash equivalents within the actual investment mix allocation may include investor flows not yet unitised, liquidity cash and fund accruals but excludes cash and cash equivalents held by our investment managers for operational purposes which are categorised within the asset class to which they apply.
4. Investor flows not yet unitised, outstanding settlements, and any operating accruals, are excluded from the Top 10 investments.