

International Government Bond Fund

Private Wealth Series

Fund Update

Fund Update for period to 30 June 2025

This Fund Update was first made publicly available on 24 July 2025.

What is the purpose of this update?

This document tells you how the International Government Bond Fund (Fund) has performed and what fees were charged. The document will help you to compare the Fund with other funds. BNZ Investment Services Limited prepared this update in accordance with the Financial Markets Conduct Act 2013. This information is not audited and may be updated.

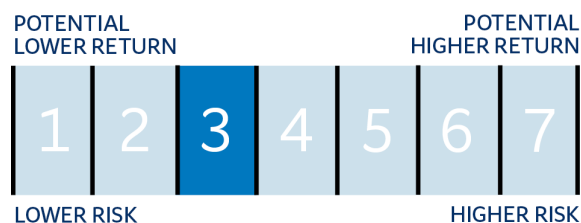
Description of this Fund

The International Government Bond Fund invests in international fixed interest securities, primarily investment-grade government bonds in developed markets, with the ability to invest to a lesser extent in emerging market countries. It aims to approximately replicate (or track) the performance of the benchmark index, before taking into account fees, expenses, taxes and responsible investment exclusions.

Total value of the Fund	\$48,212,418.73
Date the Fund started	25 February 2025

What are the risks of investing?

Risk indicator¹ for the International Government Bond Fund



The risk indicator is rated from 1 (low) to 7 (high). The rating reflects how much the value of the Fund's assets goes up and down (volatility). A higher risk generally means higher potential returns over time, but more ups and downs along the way.

To help you clarify your own attitude to risk, you can seek financial advice or work out your risk profile at sorted.org.nz

Note that even the lowest category does not mean a risk-free investment, and there are other risks that are not captured by this rating.

This risk indicator is not a guarantee of a fund's future performance. The risk indicator is based on the returns data for 30 June 2020 to 30 June 2025. While risk indicators are usually relatively stable, they do shift from time to time. The risk indicator will continue to be updated in future Fund Updates.

See the Private Wealth Series Product Disclosure Statement (PDS) for more information about the risks associated with investing in this Fund.

How has the Fund performed?

Past year

Annual return (after deductions for charges and tax)	Not applicable
Annual return (after deductions for charges but before tax)	Not applicable
Market index annual return (reflects no deductions for charges and tax)	4.82%

An annual return is not available for this Fund as it has not been in existence for more than a 12-month period.

The market index (benchmark) return is currently based on the Bloomberg Global Treasury Index (100% hedged to NZD). Additional information about the benchmark is available on the offer register (search for Private Wealth Series) at companiesoffice.govt.nz/disclose

What fees are investors charged?

Investors in the International Government Bond Fund are charged Fund charges. Based on the PDS dated 25 February 2025, these are expected to be (excluding GST):

	% of net asset value
Total fund charges	0.34%
<i>Which are made up of:</i>	
Total management and administration charges	0.34%
<i>Including:</i>	
Manager's basic fee	0.34%
Other management and administration charges	0.00%
Total performance-based fees	0.00%

See the Private Wealth Series PDS for more information about these fees. This can be accessed from the Disclose Register at companiesoffice.govt.nz/disclose

Small differences in fees and charges can have a big impact on your investment over the long term.

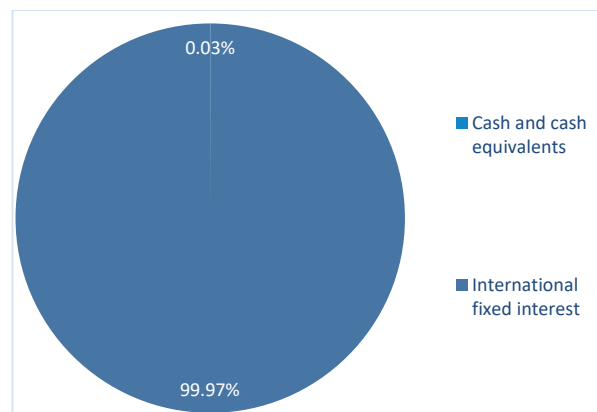
Example of how this applies to an investor²

John had \$10,000 in the Fund at the start of the year and did not make any further contributions. At the end of the year John received a return after Fund charges were deducted of \$457.00 (that is 4.57% of his initial \$10,000). John also paid \$0.00 in other charges. This gives John a total return of \$457.00 for the year.

What does the Fund invest in?

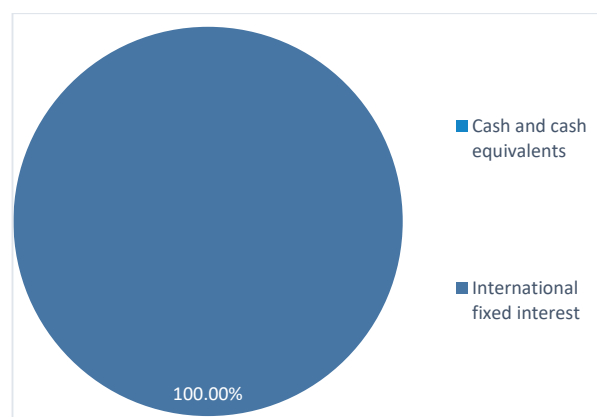
This shows the types of assets the Fund invests in.

Actual investment mix³



This shows the mix of assets the Fund generally intends to invest in.

Target investment mix



Currency hedging

Currency hedging may be used to mitigate the impact of currency movements on investments in foreign securities. As at the date of this Fund Update, the Manager applies the following currency hedging ratio:

- International fixed interest – 100% hedged to NZD.

The Statement of Investment Policy and Objectives (SIPO) sets out the policy for our currency hedging strategy in Section 7 and is available on the Scheme's Disclose Register entry at companiesoffice.govt.nz/disclose

Top 10 investments⁴

	Name	% of fund net assets	Type	Country	Credit rating (if applicable)
1	United States of America 0.625% 15/08/2030	0.53%	International fixed interest	United States	AA+
2	United States of America 0.625% 15/05/2030	0.52%	International fixed interest	United States	AA+
3	United States of America 1.5% 15/02/2030	0.41%	International fixed interest	United States	AA+
4	United States of America 4% 15/02/2034	0.40%	International fixed interest	United States	AA+
5	United States of America 0.625% 30/11/2027	0.36%	International fixed interest	United States	AA+
6	United States of America 0.5% 31/10/2027	0.36%	International fixed interest	United States	AA+
7	United States of America 4.625% 15/02/2035	0.36%	International fixed interest	United States	AA+
8	United States of America 3.875% 15/08/2033	0.35%	International fixed interest	United States	AA+
9	People's Republic of China 2.67% 25/11/2033	0.34%	International fixed interest	China	A+
10	United States of America 4.375% 15/05/2034	0.33%	International fixed interest	United States	AA+

The top 10 investments make up 3.96% of the net asset value of the Fund.

Key personnel

This shows the directors and employees who have the most influence on the investment decisions of the Fund.

Name	Current position	Time in current position	Previous or other position	Time in previous position
Andrew Bascand	Chair, Investment Committee	0 years, 4 months	Managing Director, Harbour Asset Management Ltd (other position)	15 years, 6 months
Richard Ansell	Member, Investment Committee	0 years, 4 months	Independent Director, BNZ Investment Services Ltd (other position)	6 years, 4 months
Louis Nel	Member, Investment Committee	0 years, 4 months	Head of External Managers & Partnerships, Harbour Asset Management Limited (other position)	0 years, 11 months
Chris Di Leva	Member, Investment Committee	0 years, 4 months	Head of Multi-Asset & Global Investments, Harbour Asset Management Ltd (other position)	6 years, 9 months
Murray Brown	Member, Investment Committee	0 years, 4 months	Independent Director, Harbour Asset Management Ltd (other position)	5 years, 4 months

Further information

You can also obtain this information, the PDS for the Private Wealth Series, and some additional information from the offer register at companiesoffice.govt.nz/disclose

Contact details

If you have any questions about this Fund or the Private Wealth Series, please call BNZ on 0800 477 077 or visit BNZ's website at bnz.co.nz/private-banking

Notes

1. As the Fund has been operating for less than five years, we have used a mix of actual and market index returns for the five-year period to 30 June 2025 to calculate its risk indicator. This means it may provide a less reliable indicator of the potential future volatility of the Fund. The inception date for the Fund was 25 February 2025. The Fund's risk indicator is based on market index returns from 1 July 2020 to 28 February 2025 and actual returns from 1 March 2025 to 30 June 2025.
2. As the fund started on 25 February 2025, it has not been in existence for a full scheme year. This example is based on the market index return for the period, less total fund charges.
3. The calculation of cash and cash equivalents within the actual investment mix allocation may include investor flows not yet unitised, liquidity cash and fund accruals but excludes cash and cash equivalents held by our investment managers for operational purposes which are categorised within the asset class to which they apply.
4. Investor flows not yet unitised, outstanding settlements, and any operating accruals, are excluded from the Top 10 investments.